

OLEMISSSPORTS.COM  
 OLEMISSHOOPS.COM  
 @OLEMISSSPORTS  
 @OLEMISSWBB  
 @MINSELL  
 FACEBOOK.COM/OLEMISSSPORTS  
 FACEBOOK.COM/OLEMISSWBB  
 INSTAGRAM/@OLEMISSWBB

# 2016-17 WOMEN'S BASKETBALL GAME NOTES



#OLEMISS  
 #HOTTYTODDY  
 #GOREBELLS  
 #RISEUP  
 #ITSTIME  
 #NOCEILINGS

Ole Miss Athletic Communications • 908 All American Drive • University, MS 38677 • 662-915-7522

**WBB CONTACT:** Jessica Poole • **OFFICE:** (662) 915-7896 • **CELL:** 662-816-3877 • **EMAIL:** jepoole1@olemiss.edu

## GAME 14: VS. ARKANSAS (SEC OPENER)

**OXFORD, MISS.**

### 2016-17 SCHEDULE

DATE	RK	OPPONENT	TV	TIME/RESULT
N4		MISSISSIPPI COLLEGE+	SECN+	W, 90-43
N11		SOUTHEASTERN LA.	SECN+	W, 81-31
N13		LIPSCOMB	SECN+	W, 76-49
N17		JACKSONVILLE STATE	SECN+	W, 68-50
N20		HIGH POINT	SECN+	W, 73-62
N26		vs. Wisconsin@		W, 69-44
N27		at UNLV@	MWN	L, 64-57
D1		JACKSON STATE^	SECN+	W, 89-41
D4	12/14	at West Virginia	Nexstar	L, 66-61
D10		LA - MONROE	SECN+	W, 97-40
D14	RV/RV	OREGON	SECN+	W, 83-67
D17		VCU	SECN+	W, 77-57
D20		AUSTIN PEAY	SECN+	W, 66-38
D28		MISS. VALLEY STATE	SECN+	67-30
J1		ARKANSAS*	SECN	4 PM
J5		at Alabama*	SEC+	7 PM
J8		at Auburn*	SEC	3 PM
J12	RV/RV	TENNESSEE*	SECN+	6 PM
J16	5/5	at Mississippi State*	SEC	6 PM
J19	6/6	at South Carolina	SEC	6 PM
J22		ALABAMA*	SEC+	2 PM
J26	17/23	at Kentucky	SECN+	6 PM
J29		GEORGIA*	SEC+	2 PM
F6		at Florida*	SEC	6 PM
F9		LSU*	SECN+	6 PM
F12	5/5	MISSISSIPPI STATE*	SEC	3 PM
F16	/RV	AUBURN*	SEC	8 PM
F19	RV/	at Vanderbilt*	SECN+	2 PM
F23		at Missouri*	SECN+	7 PM
F26	RV/RV	TEXAS A&M*	SEC	4 PM

\*SEC Game  
 +-Exhibition game  
 @-UNLV Thanksgiving Tournament (Las Vegas, Nevada)  
 ^-14th annual School Kids Game  
 Rankings: AP/USA Today  
 TV Codes: SECN+ - SEC Network+ (WEB); SEC- SEC Network;  
 Nexstar- Nexstar (WV Local TV), MWN - Mountain West Net (WEB)

All Times Central/Home Games in BOLD CAPS

### FOLLOW THE REBELS ON SOCIAL MEDIA


OleMissHoops.com Twitter.com/OleMissWBB  
 Twitter.com/OleMissNow Facebook/OleMissWBB  
 OleMissSportsBlog.com Instagram: OleMissWBB  
 Facebook.com/OleMissSports



### Ole Miss Rebels

(11-2, 0-0 SEC)  
 Head Coach: Matt Insell  
 Career: Fourth Season  
 at UM: 52-56/Career: 52-56

Date: Sunday, Jan. 1  
 Time: 4:00 PM CT  
 Location: Oxford, Miss.  
 Arena: The Pavilion at Ole Miss (9,500)  
 Television: SEC Network  
*Fran Harris, Play-by-Play*  
*Jenn Hildreth, Analyst*  
 Radio: 93.7/105.1/105.5  
*Graham Doty, Play-by-Play*  
*Brett Ball, Analyst*  
 Live Audio: OleMissSports.com  
 Live Video: SEC Network+  
 Series Information: OM leads, 25-16  
 Last Meeting: ARK, 60-29 (2/28/16)








### Arkansas Razorbacks

(11-2, 0-0)  
 Head Coach: Jimmy Dykes  
 Career: Third Season  
 at ARK: 41-43/Career: 41-43

## STARTING FIVE

- Ole Miss made it 10 straight at The Pavilion with a 67-30 win over Mississippi Valley to close the non-conference slate on Wednesday. Shelby Gibson posted a career-best 16 points to lead the offense while Taylor Manuel had a season-best eight rebounds as the Rebels picked up their fifth consecutive win.
- Sundays' game is the SEC opener for both teams. Ole Miss is 2-1 in SEC openers in the Insell era and is 8-2 in SEC home openers over the last 10 seasons. The Rebels open the SEC slate at home for the fourth consecutive season and are looking for their third straight SEC opening win.
- Shelby Gibson posted a career-best 16 points and seven rebounds off the bench in Ole Miss' win over Mississippi Valley. It was her fifth career game in double figures and first time leading the Rebels in scoring. Gibson is averaging 8.1 points per game and is Ole Miss top scoring freshman.
- Taylor Manuel posted five blocked shots against Mississippi Valley State. Her five blocks were the most since 2014-15 when Tia Faleru had five in against Baylor. The five blocks were just one shy of Manuel's career best of six set against Indiana State in 2014-15.
- Ole Miss and Arkansas are meeting for the 42nd time with Ole Miss leading the all-time series, 25-16. The Razorbacks have won the last two meetings but Ole Miss leads holds a 14-3 advantage in games played in Oxford. The last time the teams meet in an SEC opener was in 2014-15 with Ole Miss winning, 71-57.

## OLE MISS PROJECTED STARTERS (BASED ON PREVIOUS GAME)

	PTS	REB	AST	S	FG%	FT%
 <b>G • 5 • ERIKA SISK</b> 5-8   Sr.   Oxford, Miss.   Murray State	10.3	3.8	4.9	2.5	.468	.535
 <b>F • 11 • SHEQUILA JOSEPH</b> 6-3   Sr.   London, England   Barking Abbey	4.2	5.4	1.1	1.2	.313	.400
 <b>G • 20 • MADINAH MUHAMMAD</b> 5-8   So.   Chicago, Ill.   Whitney Young HS	14.1	2.9	1.7	2.4	.373	.829
 <b>G • 23 • SHANDRICKA SESSOM</b> 5-10   Jr.   Byhalia, Miss   Byhalia HSI	12.8	5.1	1.6	1.5	.408	.500
 <b>F/C • 50 • TAYLOR MANUEL</b> 6-4   Sr.   St. Louis, Mo.   Loyola Chicago	9.2	4.0	1.4	1.3	.467	.600

**QUICK FACTS**

**Name** ..... The University of Mississippi (Ole Miss)  
**Nickname** ..... Rebels  
**Location** ..... Oxford, Mississippi  
**Founded** ..... November 6, 1848  
**Enrollment** ..... 24,250  
**School Colors** ..... Cardinal Red and Navy Blue  
**Mascot** ..... Rebel  
**Chancellor** ..... Jeffrey S. Vitter  
**Faculty Representative** ..... Dr. Ron Rychlak  
**Athletics Director** ..... Ross Bjork  
**Head Basketball Coach** ..... Matt Insell  
**Conference** ..... Southeastern (SEC)  
**Home Arena** ..... The Pavilion at Ole Miss  
**Capacity** ..... 9,500  
**2015-16 Record** ..... 10-20  
**SEC Record/Finish** ..... 2-14/14th  
**Lettermen Returning/Lost** ..... 8/3  
**Starters Returning/Lost** ..... 4/1  
**Newcomers** ..... 5

**MEDIA SERVICES**

**CREDENTIALS**

Please contact the Athletics Communications Office for game credentials. Requests for credentials should be emailed to [jepoole1@olemiss.edu](mailto:jepoole1@olemiss.edu) and will be limited to working members of the media. The media will-call table is located in the southwest corner of The Pavilion. From outside, it is the lower entrance off Hill Drive that is closest to the parking garage. For those parking inside the garage, media will-call is located on Level 1 of the parking garage (P1 on elevators). The media entrance will open two hours prior to tip off. Space problems on press row do occur because of lack of seating. As a result, priority will be given to media representatives that cover Ole Miss basketball on a regular basis. Credentials are non-transferable. Unauthorized use is strictly prohibited.

**INTERVIEW POLICY**

All interview requests — coaches and players — MUST be coordinated through the Athletics Communications office. During the week, head coach Matt Insell and Rebel players will generally be available for interview after practice Monday-Friday unless arranged otherwise. Please email or text your player requests to Jessica Poole by 5 p.m. of the day prior to interviews. There will be no gameday player interviews until after the game. Head coach Matt Insell will be available on gameday (if requested) after the teams shootaround.

**PRACTICE POLICY**

Ole Miss basketball practices are open to the media. Please contact Jessica Poole if you plan on attending practice, at least 24 hours before you plan to attend. The Ole Miss women's basketball schedule is subject to change, but practice is normally from 2 p.m.-4 p.m. at the Basketball Practice Facility. Please contact Jessica Poole with any questions.

**POSTGAME INTERVIEWS**

Both team locker rooms are **CLOSED** to the media following the game, by facility policy. Coach Insell will address the media approximately 10 minutes after the game. Selected players will be brought into the interview room with the head coach. Visiting coach and player interviews will be coordinated through the visiting team's media relations contact.

**Ole Miss Rebels Roster**

No.	Name	Cl.	Pos.	Ht.	Hometown/Previous School
1	Bree Glover	Fr.	G	5-10	Glasgow, Ky./Glasgow HS
5	Erika Sisk	Sr.	G	5-9	Oxford, Miss./Murray State/Oxford HS
10	Cecilia Muhate	So.	F/C	6-2	Madrid, Spain/Arturo Soria
11	Shequila Joseph	Sr.	F	6-3	London, England/Barking Abbey School
20	Madinah Muhammad	So.	G	5-8	Chicago, Ill./Whitney Young HS
21	Chrishae Rowe	R-Jr.	G	5-9	Riverside, Calif./Kentucky/Santiago HS
23	Shandricka Sessom	Jr.	G	5-10	Byhalia, Miss./Byhalis HS
24	Bretta Hart	Sr.	F	6-1	Poplarville, Miss./Bay HS
25	Alissa Alston	So.	G	5-8	New Haven, Conn./Upper Room Christian Academy
32	Kate Rodgers	Fr.	F	6-2	Birmingham, Ala./Wenonah HS
42	Shelby Gibson	Fr.	F/C	6-3	Murfreesboro, Tenn./Oakland HS
44	Torri Lewis	So.	G	5-11	Olive Branch, Miss./Home School (MHEA)
50	Taylor Manuel	Sr.	F/C	6-4	St. Louis, Mo./Loyola Chicago

**Coaching Staff**

**Matt Insell** — Head Coach (Middle Tennessee State, 2007), Fourth Season  
**Alex Simmons** — Assistant Coach (Tennessee, 2008), Fourth Season  
**George Porcha** — Assistant Coach (New Haven, 1998), First Season  
**Brittany Hudson** — Assistant Coach (Georgia State, 2008), Third Season

**Pronunciation Chart**

<b>SHEQUILA</b> Joseph	Sha-key-la
<b>SHANDRICKA</b> Sessom	Shan-(Like Man)-dre-ka
<b>MADINAH</b> Muhammad	MA-Dean-A
<b>CECILIA MUHATE PENA</b>	Sa-seal-ya MOO-haut-E
<b>CHRISHAE</b> Rowe	Cri-Shay

**Alphabetical Roster**

25	Alissa Alston	G	5-8
42	Shelby Gibson	F/C	6-3
1	Bree Glover	G	5-10
24	Bretta Hart	F	6-1
11	Shequila Joseph	F	6-3
44	Torri Lewis	G	5-11
50	Taylor Manuel	F/C	6-4
20	Madinah Muhammad	G	5-8
10	Cecilia Muhate	F/C	6-2
32	Kate Rodgers	F	6-2
21	Chrishae Rowe	G	5-10
23	Shandricka Sessom	G	5-10
5	Erika Sisk	G	5-9

**Roster Breakdown**

State	
Alabama (1)	Rodgers
California (1)	Rowe
Connecticut (1)	Alston
Illinois (1)	Muhammad
Kentucky (1)	Glover
Mississippi (4)	Hart, Lewis, Sisk, Sessom
Missouri (1)	Manuel
Tennessee (1)	Gibson
International (2)	Joseph, Muhate

**Class**

Seniors (4)	Hart, Josphe, Manuel, Sisk
Juniors (2)	Rowe, Sessom
Sophomores (4)	Alston, Lewis, Muhammad, Muhate
Freshmen (3)	Gibson, Glover, Rodgers

**Height**

6-4	Manuel
6-3	Joseph, Gibson
6-2	Muhate, Rodgers
6-1	Hart
5-11	Lewis
5-10	Glover, Rowe, Sessom
5-9	Sisk
5-8	Alston, Muhammad

**Major**

Broadcast Journalism	Rodgers
Criminal Justice	Lewis
Elementary Education	Gibson, Glover
Exercise Science	Joseph, Muhammad, Sessom
General Studies	Hart, Rowe, Sisk
Journalism (Masters)	Manuel
Psychology	Muhate
Recreation Administration	Alston

**Game Day Services**

Flipcards, game notes, updated stats and media guides (if available) will be available before the game. In game statistics will be provided via live stat monitors or passed out at media timeouts to electronic media. Full statistical books will be available soon after the game.

**Media Timeouts**

Media timeouts (2:45 in length) will be taken in the following manner:  
 -One per quarter  
 (First called timeout prior to the 5 min mark or the first deaball at or below the 5 min mark)  
 -Quarter breaks may be used as media timeout

-First called timeout in the second half becomes a media timeout.  
 -If it is a free throw situation, the shots will be taken following the timeout per NCAA regulations














**Radio Lines**

The Ole Miss Media Relations office has phone lines available to visiting radio stations on a first-come, first-serve basis. Priority will be given to commercial radio over student radio

**In-Game Updates**

For in-game updates follow @OleMissWBB on Twitter.

**OLE MISS BROADCAST NOTES** (GRAY DENOTES PROBABLE STARTERS)

<b>1</b> <b>G</b>		<p><b>BREE GLOVER</b> 5-10   Fr.   Glasgow, Ky.   Glasgow</p> <table border="1"> <thead> <tr> <th>PTS</th> <th>REB</th> <th>AST</th> <th>S</th> <th>FG%</th> <th>FT%</th> </tr> </thead> <tbody> <tr> <td>1.6</td> <td>1.2</td> <td>0.4</td> <td>0.3</td> <td>.267</td> <td>.714</td> </tr> </tbody> </table>	PTS	REB	AST	S	FG%	FT%	1.6	1.2	0.4	0.3	.267	.714	<p><b>LAST GAME:</b> Saw 2 mins of action vs. Mississippi Valley State  <b>NOTES:</b> Career-highs in pts (6) and rebs (4) vs. La.-Monroe ... Averaged 25 points, 10.2 rebounds, 3.9 blocks and 3.3 assists as a senior ... Set school records for career points (2,730), rebounds (1,611), blocks (626) and assists (528).</p>
PTS	REB	AST	S	FG%	FT%										
1.6	1.2	0.4	0.3	.267	.714										
<b>5</b> <b>G</b>		<p><b>ERIKA SISK</b> 5-9   Sr.   Oxford, Miss.   Murray St.</p> <table border="1"> <thead> <tr> <th>PTS</th> <th>REB</th> <th>AST</th> <th>S</th> <th>FG%</th> <th>FT%</th> </tr> </thead> <tbody> <tr> <td>10.3</td> <td>3.8</td> <td>4.9</td> <td>2.5</td> <td>.468</td> <td>.535</td> </tr> </tbody> </table>	PTS	REB	AST	S	FG%	FT%	10.3	3.8	4.9	2.5	.468	.535	<p><b>LAST GAME:</b> Starter ... 7 pts, 6 stls, 5 assts, 1 reb in 22 mins vs. Mississippi Valley State ... 28-game rebounding streak ... 6 stls is season-high  <b>NOTES:</b> Team captain ... Scored 1,000 career point vs. Jackson State ... First player to reach double figure assts since Valencia McFarland in 2014 ... Second player to score 1,000 in the Insell era ... Rank No. 2 in SEC in assists (4.9) ... Has started 103 of 105 career games (includes time at Murray State) ... Featured in Invitation Oxford in there "I Am Oxford" column (Dec. 2016 issue).</p>
PTS	REB	AST	S	FG%	FT%										
10.3	3.8	4.9	2.5	.468	.535										
<b>10</b> <b>F/C</b>		<p><b>CECILIA MUHATE</b> 6-2   So.   Madrid, Spain   Arturo Soria</p> <table border="1"> <thead> <tr> <th>PTS</th> <th>REB</th> <th>BLK</th> <th>AST</th> <th>FG%</th> <th>FT%</th> </tr> </thead> <tbody> <tr> <td>1.4</td> <td>2.8</td> <td>0.3</td> <td>0.2</td> <td>.300</td> <td>.500</td> </tr> </tbody> </table>	PTS	REB	BLK	AST	FG%	FT%	1.4	2.8	0.3	0.2	.300	.500	<p><b>LAST GAME:</b> 4 rebs, 2 pts, 1 blk in 10 mins vs. Mississippi Valley State ... Third straight game of 2+ rebs  <b>NOTES:</b> Three games of 5+ rebs ... From Madrid, Spain and one of two internationals on the Ole Miss roster ... Won a gold medal in summer of 2015 with Spains U18 FIBA Euro World Championship team.</p>
PTS	REB	BLK	AST	FG%	FT%										
1.4	2.8	0.3	0.2	.300	.500										
<b>11</b> <b>F</b>		<p><b>SHEQUILA JOSEPH</b> 6-3   Sr.   London, England   Barking Abbey</p> <table border="1"> <thead> <tr> <th>PTS</th> <th>REB</th> <th>AST</th> <th>S</th> <th>FG%</th> <th>FT%</th> </tr> </thead> <tbody> <tr> <td>4.2</td> <td>5.4</td> <td>1.1</td> <td>1.2</td> <td>.313</td> <td>.400</td> </tr> </tbody> </table>	PTS	REB	AST	S	FG%	FT%	4.2	5.4	1.1	1.2	.313	.400	<p><b>LAST GAME:</b> Starter ... 6 rebs, 2 stl, 1 blk, 1 asst in 16 mins vs. Mississippi Valley State  <b>NOTES:</b> Has grabbed a rebound in 12 of 13 games ... 7 games of 5+ rebounds ... Played with the British and English youth national teams, participating in FIBAS competition ... Joins Bretta Hart as members of Matt Insell's first recruiting class at Ole Miss.</p>
PTS	REB	AST	S	FG%	FT%										
4.2	5.4	1.1	1.2	.313	.400										
<b>20</b> <b>G</b>		<p><b>MADINAH MUHAMMAD</b> 5-8   So.   Chicago, Ill.   Whitney Young</p> <table border="1"> <thead> <tr> <th>PTS</th> <th>REB</th> <th>AST</th> <th>S</th> <th>FG%</th> <th>FT%</th> </tr> </thead> <tbody> <tr> <td>14.1</td> <td>2.9</td> <td>1.7</td> <td>2.4</td> <td>.400</td> <td>.769</td> </tr> </tbody> </table>	PTS	REB	AST	S	FG%	FT%	14.1	2.9	1.7	2.4	.400	.769	<p><b>LAST GAME:</b> 10 pts, 4 rebs, 3 assts, 3 stls in 23 mins vs. Mississippi Valley  <b>NOTES:</b> Has hit a 3PT FG in 12 of her last 13 games dating back to last season ... Ranks No.19 in SEC in scoring (14.1) ... Seven steals vs. Southeastern La. leads the SEC ... No. 5 in the SEC in steals (2.4) ... 20-point outings against Wisconsin, UNLV and La.-Monroe ... Mother, Rasheeda is breast cancer survivor. Madinah did a video tribute to her during Ole Miss' Pink Game in 2015-16.</p>
PTS	REB	AST	S	FG%	FT%										
14.1	2.9	1.7	2.4	.400	.769										
<b>21</b> <b>G</b>		<p><b>CHRISAE ROWE</b> 5-10   Jr.   Riverside, Calif.   Kentucky</p> <table border="1"> <thead> <tr> <th>PTS</th> <th>REB</th> <th>AST</th> <th>BLK</th> <th>FG%</th> <th>3FG%</th> </tr> </thead> <tbody> <tr> <td>10.5</td> <td>4.0</td> <td>1.0</td> <td>0.3</td> <td>.400</td> <td>.000</td> </tr> </tbody> </table>	PTS	REB	AST	BLK	FG%	3FG%	10.5	4.0	1.0	0.3	.400	.000	<p><b>LAST GAME:</b> 6 rebs, 3 assts, 3 stls, 2 pts, 1 blk in 19 mins vs. Mississippi Valley State ... Second game of 5+ rebs ... Season high in assists (3) and steals (3)  <b>NOTES:</b> Played first game at Ole Miss vs. Oregon (Dec. 14) due to NCAA transfer rules ... Has scored in every game played ... 2013-14 Pac 12 Freshman of the Year at Oregon by several publications ... Pac-12 All Freshman Team ... Averaged 21.6 ppg and holds the top three single-game scoring records at Oregon (41 vs. Seattle, 39 vs. Arizona State and 38 vs. Utah)</p>
PTS	REB	AST	BLK	FG%	3FG%										
10.5	4.0	1.0	0.3	.400	.000										
<b>23</b> <b>G</b>		<p><b>SHANDRICKA SESSOM</b> 5-10   Jr.   Byhalia, Miss.   Byhalia</p> <table border="1"> <thead> <tr> <th>PTS</th> <th>REB</th> <th>AST</th> <th>FG%</th> <th>3FG%</th> <th>FT%</th> </tr> </thead> <tbody> <tr> <td>12.8</td> <td>5.1</td> <td>1.6</td> <td>.408</td> <td>.328</td> <td>.500</td> </tr> </tbody> </table>	PTS	REB	AST	FG%	3FG%	FT%	12.8	5.1	1.6	.408	.328	.500	<p><b>LAST GAME:</b> Starter ... 11 pts, 5 rebs, 1 stl in 21 mins ... Third straight game in double figures; 10th overall ... 8 of 11 pts came in second half  <b>NOTES:</b> Ranked No. 23 in SEC in scoring (12.8) ... Currently on 45-game rebounding and scoring streak ... 26 pts vs. Lipscomb was 2 pts shy of career-high ... 2016 C Spire Gilgom Trophy finalist, given to the top women's basketball player in Mississippi ... Member of SEC Women's Basketball Leadership Council</p>
PTS	REB	AST	FG%	3FG%	FT%										
12.8	5.1	1.6	.408	.328	.500										
<b>24</b> <b>F</b>		<p><b>BRETTA HART</b> 6-1   Sr.   Poplarville, Miss.   Bay</p> <table border="1"> <thead> <tr> <th>PTS</th> <th>REB</th> <th>AST</th> <th>S</th> <th>FG%</th> <th>FT%</th> </tr> </thead> <tbody> <tr> <td>4.1</td> <td>4.0</td> <td>0.5</td> <td>0.4</td> <td>.622</td> <td>.700</td> </tr> </tbody> </table>	PTS	REB	AST	S	FG%	FT%	4.1	4.0	0.5	0.4	.622	.700	<p><b>LAST GAME:</b> 7 pts, 2 rebs, 1 asst in 12 mins vs. Mississippi Valley State ... Fifth game of 5+ points  <b>NOTES:</b> Has grabbed a rebound in each game this season ... Career-best three assists vs. Wisconsin ... Had the No. 2 and No. 3 rebounding performances in the SEC in 2015-16 (19 vs. UL-Lafayette and 18 vs. Western Kentucky) ... Senior Maid on the 2016 Ole Miss Homecoming Court ... Joins Shequila Joseph as members of Matt Insell's first recruiting class at Ole Miss ... Will become the first college graduate in her family this spring.</p>
PTS	REB	AST	S	FG%	FT%										
4.1	4.0	0.5	0.4	.622	.700										
<b>25</b> <b>F</b>		<p><b>ALISSA ALSTON</b> 5-8   So.   New Haven, Conn.   Upper Room Christian Academy</p> <table border="1"> <thead> <tr> <th>PTS</th> <th>REB</th> <th>AST</th> <th>BLK</th> <th>FG%</th> <th>FT%</th> </tr> </thead> <tbody> <tr> <td>5.9</td> <td>1.1</td> <td>3.0</td> <td>0.1</td> <td>.383</td> <td>.826</td> </tr> </tbody> </table>	PTS	REB	AST	BLK	FG%	FT%	5.9	1.1	3.0	0.1	.383	.826	<p><b>LAST GAME:</b> 8 pts, 5 stls, 1 asst, 1 reb in 18 mins vs. Mississippi Valley State ... 5 stls ties career-high and is a season high  <b>NOTES:</b> Team Captain ... Career-best 9 assists vs. La.-Monroe ... Season-best 14 pts vs. Jackson State ... Currently on a 14-game scoring streak ... Comes to Oxford from New Haven, Conn. ... Played prep ball at Upper Room Christian Academy on Long Island.</p>
PTS	REB	AST	BLK	FG%	FT%										
5.9	1.1	3.0	0.1	.383	.826										
<b>32</b> <b>F</b>		<p><b>KATE RODGERS</b> 6-2   Fr.   Birmingham, Ala.   Wenonah</p> <table border="1"> <thead> <tr> <th>PTS</th> <th>REB</th> <th>AST</th> <th>BLK</th> <th>FG%</th> <th>FT%</th> </tr> </thead> <tbody> <tr> <td>1.4</td> <td>3.0</td> <td>0.2</td> <td>0.1</td> <td>.429</td> <td>1.000</td> </tr> </tbody> </table>	PTS	REB	AST	BLK	FG%	FT%	1.4	3.0	0.2	0.1	.429	1.000	<p><b>LAST GAME:</b> 1 blk in 6 mins of action vs. Mississippi Valley State  <b>NOTES:</b> Career-best 8 rebs vs. Wisconsin ... 4 games of 5+ rebounds this season ... First Ole Miss freshman to start in 2016-17 (Jackson State) ... Top 50 ranking and is the No. 9 forward in the Class of 2016 according to Prospects Nation ... 2016 All-Metro Birmingham Player of the Year selection ... Led her prep squad to a 121-20 in four years, including 65-3 over her junior and senior years.</p>
PTS	REB	AST	BLK	FG%	FT%										
1.4	3.0	0.2	0.1	.429	1.000										
<b>42</b> <b>F/C</b>		<p><b>SHELBY GIBSON</b> 6-3   Fr.   Murfreesboro, Tenn.   Oakland</p> <table border="1"> <thead> <tr> <th>PTS</th> <th>REB</th> <th>AST</th> <th>FG%</th> <th>3FG%</th> <th>FT%</th> </tr> </thead> <tbody> <tr> <td>8.1</td> <td>3.2</td> <td>0.4</td> <td>.567</td> <td>.625</td> <td>.711</td> </tr> </tbody> </table>	PTS	REB	AST	FG%	3FG%	FT%	8.1	3.2	0.4	.567	.625	.711	<p><b>LAST GAME:</b> 16 pts, 7 rebs, 3 stls in 19 mins vs. Mississippi Valley State ... Career highs in pts, rebs and stls ... Fifth game in double figures  <b>NOTES:</b> Ole Miss top scoring freshman (8.1 ppg) ... Has hit a 3-PT FG in 4 of the last 6 games ... 10 games with 5+ points this season; most for an Ole Miss freshman ... Gibson is first freshman to have consecutive games in double figures to open career since Arminite Price (2003) ... Earned Class AAA All-State honors from the Tennessee Sportswriters Association</p>
PTS	REB	AST	FG%	3FG%	FT%										
8.1	3.2	0.4	.567	.625	.711										
<b>44</b> <b>G</b>		<p><b>TORRI LEWIS</b> 6-1   Fr.   Olive Branch, Miss.   Home School</p> <table border="1"> <thead> <tr> <th>PTS</th> <th>REB</th> <th>AST</th> <th>FG%</th> <th>3FG%</th> <th>FT%</th> </tr> </thead> <tbody> <tr> <td>4.2</td> <td>1.2</td> <td>0.8</td> <td>.436</td> <td>.467</td> <td>1.000</td> </tr> </tbody> </table>	PTS	REB	AST	FG%	3FG%	FT%	4.2	1.2	0.8	.436	.467	1.000	<p><b>LAST GAME:</b> 1 asst in 15 mins  <b>NOTES:</b> Scoreless in last two games ... Has hit a three pointer in 7 games and has posted multiple 3-pointers on 6 occasions ... 2 games in double figures this season ... Ole Miss' freshman record for 3-PT FG's with 10 vs. New Orleans (ranks No. 3 in the SEC) ... Scored 36 pts vs. New Orleans which was second most by an SEC freshman in 2015-16 ... Home schooled ... Won the national home school championship ... Two-time National Home School Player of the Year.</p>
PTS	REB	AST	FG%	3FG%	FT%										
4.2	1.2	0.8	.436	.467	1.000										
<b>50</b> <b>G</b>		<p><b>TAYLOR MANUEL</b> 6-4   Sr.   St. Louis, Mo.   Loyola Chicago</p> <table border="1"> <thead> <tr> <th>PTS</th> <th>REB</th> <th>AST</th> <th>BLK</th> <th>FG%</th> <th>FT%</th> </tr> </thead> <tbody> <tr> <td>9.2</td> <td>4.5</td> <td>1.4</td> <td>1.0</td> <td>.467</td> <td>.600</td> </tr> </tbody> </table>	PTS	REB	AST	BLK	FG%	FT%	9.2	4.5	1.4	1.0	.467	.600	<p><b>LAST GAME:</b> Starter ... 8 rebs, 5 blks, 4 pts, 1 asst in 17 mins vs. Mississippi Valley State ... 5+ rebs in last three games ... 5 blks is season high  <b>NOTES:</b> Averaging 13.7 ppg over last four games ... Career-best 4 steals vs. Wisconsin ... Graduate transfer who comes to Oxford from Loyola Chicago ... Averaged 15.2 ppg and 7.8 pg last season ... Two-time first team All-MVC selection ... Played her freshman year at Purdue where she was a Big Ten All-Freshman team selection.</p>
PTS	REB	AST	BLK	FG%	FT%										
9.2	4.5	1.4	1.0	.467	.600										



**OLE MISS HEAD COACH MATT INSELL**

**RECORD AS HEAD COACH/AT OLE MISS**

52-56 (Fourth Season)

**THE INSELL FILE**

**Full Name:** Matthew Ollen Insell  
**Birthday:** September 22, 1982  
**Hometown:** Shelbyville, Tenn.  
**High School:** Shelbyville Central HS  
**College:** Middle Tennessee, '07  
**Degree:** Bachelor's degree in Political Science



**Years at Ole Miss:** Fourth Season  
**Alma Mater:** MTSU, 2007  
**Hometown:** Shelbyville, Tenn.

**ACCOLADES**

- Named eighth head coach March 28, 2013
- One of the top recruiters in the women's game
- In his second season, led Ole Miss back to the postseason with a 19-14, 7-9 SEC record.
- In two seasons, has helped former Rebels Valencia McFarland and Tia Faleru to All-SEC accolades and A'Queen Hayes to SEC All-Freshman team honors.

**INSELL MILESTONE WINS:**

First career win - Jacksonville State, 83-62 (Nov., 8, 2013)  
 First SEC Win - Mississippi State, 87-85 (Jan. 23, 2014)  
 First SEC Tournament Win - Arkansas, 63-62 (March 5, 2014)  
 First Postseason Win - UT Martin, 80-70 (March 18, 2015)

**COACHING CAREER**

Season	School	Positon	Record-Postseason
2007-08	La Tech	Director of Operations	16-15 - None
2008-09	Kentucky	Assistant	16-16 - WNIT Second Rd.
2009-10	Kentucky	Assistant	28-8 - NCAA Elite Eight
2010-11	Kentucky	Assistant	25-9 - NCAA Second Rd.
2011-12	Kentucky	Assistant	28-7 - NCAA Elite Eight
2012-13	Kentucky	Assistant	30-6 - NCAA Elite Eight
2013-14	Ole Miss	Head Coach	12-20 - None
2014-15	Ole Miss	Head Coach	19-14- WNIT Third Round
2015-16	Ole Miss	Head Coach	10-20-None

**WHAT THEY ARE SAYING ABOUT MATT INSELL:**

"Coach Insell and his staff continue to work tirelessly to build our program into a contender in the SEC and on the national stage. Coach Insell inherited a very tough situation – perhaps tougher than anyone realized – and he and his staff have been committed to doing the little things because they know the big things are right around the corner. Everyone in our program has been laser focused on excellence and we have laid a great foundation for success. We have a proud women's basketball heritage and I cannot wait to see our future glory!"

**Ross Bjork , Ole Miss Athletics Director**

"I am elated for Matt. He made the decision when he graduated high school to forgo playing collegiate basketball and concentrate on becoming a Division I head coach. I am very excited about the journey he has made. I don't know of a better place to build his legacy than the University of Mississippi. Matt is a fantastic fit for the program. Deb and I, along with our entire family, are very proud of him."

**Rick Insell, Head Women's Basketball Coach, Middle Tennessee State**

"Ole Miss made a great decision when they hired Matt Insell. Matt is an excellent college basketball coach. I believe you have to be strong in many areas to be a quality college basketball coach. You can't be one dimensional. Matt is an outstanding recruiter, a tireless worker in the area of player development and very knowledgeable from an X and O standpoint. He always had a great feel regarding in-game adjustments that will prove valuable to him as a head coach. More important than any of that to me was his friendship to our family. He is like a member of our family. He was incredibly loyal to the Kentucky program, and we benefitted greatly from his contributions."

**Matthew Mitchell, Head Women's Basketball Coach, Kentucky**

Leading a young team, which featured no seniors and just two players who had been in the program for more than two years, Ole Miss head coach Matt Insell and the Ole Miss women's basketball team had some exciting moments throughout the 2015-16 season.

For the second consecutive season, the Rebels knocked off a ranked foe and this time it was then-No. 9 Kentucky, giving the Rebels their first win over a top 10 opponent since 2010 when they defeated then-No. 8 Georgia. Ole Miss has defeated three ranked opponents during the Matt Insell era. For her career-best 21 points against the Wildcats, junior Shequilia Joseph was named SEC Player of the Week.

With a group that featured eight underclassmen, Insell and his staff were instrumental in the growth of sophomore Shandricka Sessom. Sessom, who averaged just 5.3 points as a freshman increased her scoring to 15.6 points per game and was ranked in the top 10 of the SEC for scoring all season. Additionally, freshman Madinah Muhammad was a bright spot. The Chicago native, averaged 7.5 points per game as rookie, which was third best on the Ole Miss squad. That number increased to 8.4 points per game against SEC competition which trailed just Sessom's 13.4 points per game against SEC foes.

Additionally, the Rebels saw several exciting moments at Tad Smith Coliseum before moving to their new home, The Pavilion at Ole Miss, in January. Freshman Torri Lewis set the single-game record for three-point field goals with 10 triples in a win over New Orleans. Her 10 triples tie her with former Ole Miss men's player Marshall Henderson for the most three-pointers made at Tad Smith Coliseum. Ole Miss also closed the "Tad Pad" in style on January 3, 2016. Junior Erika Sisk hit a basket at the buzzer to give Ole Miss a 55-52 win over Vanderbilt and an Ole Miss women's basketball win in the final game at Tad Smith Coliseum.

Insell took the Ole Miss women's basketball team to new heights in 2014-15 in his second year at the helm of the program. The Rebels posted 19 wins and seven SEC wins – recording the most wins since the 2009-10 season, while also making their return to the postseason with an appearance in the third round Women's National Invitation Tournament (WNIT).

The Rebels, who posted seven more wins in 2014-15, posted four wins over NCAA Tournament participants and, after being picked to finish last in the SEC preseason coaches and media poll, closed the season tied for the No. 7 in the league standings and earned the No. 8 seed for the SEC Tournament – the highest seed for the Rebels in the last five seasons.

Leading a young team, that featured eight newcomers, Insell was able to develop his youngsters throughout the season. Freshman A'Queen Hayes took over the starting point guard position midway through the season and excelled, earning her SEC Freshman of the Week honors on January 12 and a spot on the All-Freshman team. Senior forward Tia Faleru picked up where she left off during her junior campaign and became the first SEC player to average a double-double since Georgia's Porsha Phillips in 2010-11 and she became the first player to lead the league in rebounding in back-to-back seasons since LSU's Sylvia Fowles led the league from 2006-08. For her efforts Faleru was an All-SEC first team selection and the only unanimous selection on the Associated Press' All-SEC first team. She also earned honorable mention AP All-American accolades and was a College Sports Madness fourth team All-American.

Insell and the Rebels knocked off ranked foes in No. 13 Kentucky and No. 18 Georgia – the first time in five years Ole Miss had defeated a ranked foe. The season also saw Ole Miss pick up its 400th win at Tad Smith Coliseum and Insell and his father made women's basketball history by becoming the first father-son duo to play against each other in NCAA women's basketball when Middle Tennessee made the trip to Oxford in November.

In his first season as head coach at Ole Miss, Matt Insell laid the foundation for a promising future. Beginning his career with the Rebels, Insell led Ole Miss to a 10-6 non-conference record, including a seven-game win streak – the longest win streak for the Rebels since the 2007-08 season. Ole Miss' non-conference schedule was highlighted by a matchup in Waco, Texas, where the Rebels took on the Baylor Bears, who had reached the Sweet Sixteen a year before. With Ole Miss leading in the final minutes, Baylor battled back to spoil the upset, giving fans a glimpse of the success to come under the vision of Insell.

After battling through the always challenging SEC schedule, the Rebels entered the SEC Tournament at the No. 14 seed, determined to take the momentum from a regular season finale victory over Auburn into the postseason tournament. Drawing the No. 11 seed Arkansas, the Rebels took care of business with a 63-62 victory, giving Ole Miss a statement win for Insell's process. "I didn't look at it as rebuilding, I looked at it as a process of getting us back to the top," said Insell after the SEC Tournament win. "A win like this helps you get there."

Insell also led the Rebels to wins over instate rival, Mississippi State to give the first-year head coach his first SEC victory. In addition to the Rebel's battle with 2014 Elite Eight participant, Baylor, Ole Miss posted victories against women's basketball powerhouse, Louisiana Tech and sent the Ole Miss senior class out in style with a Senior Day overtime win over Auburn at Tad Smith Coliseum.

<b>Insell vs. 2016-17 Opponents</b>			
Opponent	W-L		
Alabama	1-2	Mississippi Valley State	4-0
Arkansas	2-3	Mississippi State	1-5
Austin Peay	2-0	Missouri	0-4
Auburn	2-2	Oregon	1-0
Florida	1-2	South Carolina	0-4
Georgia	1-2	Southeastern La	2-0
High Point	1-0	Tennessee	0-4
Jacksonville State	2-0	Texas A&M	0-4
Jackson State	1-0	UNLV	0-1
Kentucky	2-2	Vanderbilt	1-3
Louisiana Monroe	2-0	VCU	1-0
Lipscomb	1-0	Wisconsin	1-0
LSU	1-3	West Virginia	0-2
		<b>Total</b>	<b>31-43</b>

**Ole Miss vs. Arkansas Notables**

-This will be the 42nd meeting between the teams with Ole Miss leading the all-time series, 25-16. The Razorbacks have won the last two meetings, but the series in deadlocked at 2-2 in the last four meetings.

-The teams have one common opponent in La.- Monroe. The Razorbacks defeated ULM, 92-46 on Nov. 13 and Ole Miss defeated the Warhawks, 97-40 on Dec. 10.

**A Win Would**

-Give Ole Miss its 11th straight home win, which would equal the best home start since 2006-07 when Ole Miss also opened the home slate at 11-0.

-Be Ole Miss' sixth straight win, which is the longest streak of the season and will put Ole Miss one win away from the longest win streak in the Insell era, which is seven games set in 2014-15.

-Be Ole Miss' third consecutive SEC-opening win, marking the first time since winning openers in 2002, 2003 and 2004.

**Rebels By The Numbers**

**1**-Ranking of the Ole Miss women's basketball team nationally in 3-PT FG percentage defense. Ole Miss is allowing opponents to shoot just .208 percent from long range.

**3**- Number of defensive categories Ole Miss is ranked in the top 10 nationally. Categories are: 3-PT FG% Defense (.208-1st), Scoring Defense (49.2- 3rd) and FG Percentage Defense (.319-10th)

**8**- Number of points Mississippi Valley State scored in the second half in Ole Miss' last outing. It's the fewest points Ole Miss has allowed in a half in program history.

**10**-Number of assists Erika Sisk dished out against VCU. Her 10 assists were the most for an Ole Miss player since 2014 when Valencia McFarland had 10 against Georgia. Sisk is one of three players in the SEC to record double-figure assists this season.

**16**-Number of points Shelby Gibson scored against Mississippi Valley State. It was her fifth game in double figures and a career-best for the Murfreesboro, Tenn., native. Gibson is Ole Miss top scoring freshman at 8.1 ppg.

**Scouting Arkansas**

Arkansas enters Sunday's opener with an 11-2 record after

defeating Houston Baptist. Jessica Jackson leads a pair of players in double figures with 18.1 points per game. Malica Monk is also in double figures with 10.2 points per game. Jackson also leads the rebounding efforts with 6.8 rebounds per game. As a team, the Razorbacks are averaging 73.2 points per game and 41.8 rebounds per game. The Razorbacks opened the season with nine straight wins before a 64-62 loss at Missouri State on Dec. 11. Arkansas is 1-1 in true road contests and 2-0 in neutral site games this season.

**About Ole Miss**

Ole Miss enters Sunday's game with a 11-2 record after a 67-30 win over Mississippi Valley State. The win was Ole Miss' 10th straight win at home this season and its fifth consecutive win. Madinah Muhammad and Shandricka Sessom continue to lead Ole Miss from the floor. Muhammad is averaging 14.1 ppg, while Sessom is adding 12.8 ppg. Erika Sisk and Chrishae Rower are also in double figures contributing 10.5 and 10.3 points per game, respectively. A trio of players leads Ole Miss on the glass. Shequila Joseph's 5.4 boards per game leads the way, while Sessom isn't far behind with 5.1 rebounds per game. Sessom has posted two double-doubles on the season, most recently recording 18 points and 10 rebounds against Jackson State. Bretta Hart also recorded her second career double-double with 11 points and 10 rebounds. Freshman Shelby Gibson is Ole Miss' top scoring freshman with 8.1 points per game, including a career-best 16 points in her last outing, which is among the top 10 scoring freshman in the SEC. Madinah Muhammad became the first Rebel to score 20+ in back-to-back games with 22 vs. Wisconsin and 24 against UNLV and on the season has three 20-point games after a team-best 21 points vs. La-Monroe – the most 20-point outings for a Rebel this season.

**Up Next**

The Rebels will open a two-game swing through Alabama when it travels to Tuscaloosa to take on the Crimson Tide on Thursday (Jan 5). Game time is set for 7 pm CT from Coleman Coliseum.

**Last Time Out – vs. Mississippi Valley**

OXFORD, Miss. – The Ole Miss women's basketball team closed out the non-conference slate with a 67-30 win over Mississippi Valley State on Wednesday. Shelby Gibson led the Rebel offense with 16 points off the bench, while Ole Miss picked up its 10th straight win at The Pavilion and fifth consecutive win. Madinah Muhammad was back in the starting lineup and recorded her seventh game in double figures with 10 points, while Taylor Manuel led the way with eight rebounds – a new season-high. After holding

**BY THE NUMBERS**

**The Rebels' record is...**

- Overall. . . . . 11-2
- SEC Games . . . . . 0-0
- SEC Tournament Games. . . . . 0-0
- Streak (Last 10) . . . . . 8-2
- Home Overall (SEC) . . . . . 0-0
- Road Overall (SEC) . . . . . 0-0
- Neutral Games (SEC) . . . . . 0-0
- Day Games . . . . . 7-2
- Night Games . . . . . 4-0
- November Games . . . . . 5-1
- December Games . . . . . 6-1
- January Games . . . . . 0-0
- February Games . . . . . 0-0
- March Games . . . . . 0-0
- Monday Games . . . . . 0-0
- Tuesday Games . . . . . 1-0
- Wednesday Games. . . . . 2-0
- Thursday Games . . . . . 2-0
- Friday Games. . . . . 1-0
- Saturday Games . . . . . 3-0
- Sunday Games. . . . . 2-2
- Overtime Games . . . . . 0-0
- Television Games. . . . . 0-1
- SECN+ Games. . . . . 10-0
- vs. Ranked Opponents. . . . . 1-1

**Rebels' Record When...**

- Leading at the half . . . . . 10-1
- Tied at the half . . . . . 0-0
- Behind at the half . . . . . 1-1
- Scores 90 points or more . . . . . 1-0
- Scores 80-89 points . . . . . 3-0
- Scores 70-79 points . . . . . 4-0
- Scores less than 70 points . . . . . 3-2
- Out-rebounds opponent . . . . . 8-0
- Out-rebounded by opponent . . . . . 2-2
- Ties opponents in rebounds . . . . . 1-0
- Shoots 50 percent or better . . . . . 1-0
- Shoots between 40-49 percent . . . . . 8-1
- Shoots under 40 percent . . . . . 2-1
- Shoots 30 percent or better from 3-pt. . . . . 7-2
- Shoots under 30 percent from 3-pt. . . . . 4-0
- Shoots 70 percent or better from FT line . . . . . 4-2
- Shoots 60-69 percent from FT line . . . . . 4-0
- Shoots under 60 percent from FT line. . . . . 3-0
- Opp. shoots 50 percent or better . . . . . 0-1
- Opp. shoots 40-49 percent . . . . . 2-0
- Opp. shoots under 40 percent. . . . . 9-1
- Opp. shoots 30 percent or better from 3-pt. . . . . 3-0
- Opp. shoots under 30 percent from 3-pt. . . . . 8-2
- Commits 15 turnovers or more . . . . . 5-2
- Commits less than 15 turnovers . . . . . 6-0
- Forces 15 turnovers or more . . . . . 11-2
- Forces less than 15 turnovers. . . . . 0-0
- Has less (or same) turnovers than opp. . . . . 11-2
- Has more turnovers than opponent . . . . . 0-0

**Nearing the Mark**

Rebels approaching career statistical plateaus, milestones and records

Erika Sisk	Need	For
Points	130	1,200
Rebounds	156	500
Steals	75	300
Assists	98	400

Shequila Joseph	Need	For
Points	49	600
Rebounds	38	400
3-PT FG's	9	100

Shandricka Sessom	Need	For
Points	2	800
Rebounds	6	300
3-PT FG's	14	100

**2016-17 SEC STANDINGS**

	SEC	Pct.	All	Pct.
Mississippi St.	0-0	0-0	14-0	1.000
Alabama	0-0	0-0	12-1	.923
South Carolina	0-0	0-0	10-1	.909
Arkansas	0-0	0-0	11-2	.846
LSU	0-0	0-0	11-2	.846
<b>OLE MISS</b>	<b>0-0</b>	<b>0-0</b>	<b>11-2</b>	<b>.846</b>
Texas A&M	0-0	0-0	10-3	.769
Vanderbilt	0-0	0-0	10-3	.769
Auburn	0-0	0-0	10-4	.714
Missouri	0-0	0-0	10-4	.714
Florida	0-0	0-0	9-4	.692
Kentucky	0-0	0-0	9-4	.692
Tennessee	0-0	0-0	8-4	.667
Georgia	0-0	0-0	8-5	.615

**THIS WEEK IN THE SEC**

**Wed. Dec. 28**

2:00 PM	W Carolina at Georgia	SECN+
2:00 PM	PV A&M at Texas A&M	SECN+
5:00 PM	Vanderbilt at Memphis	ESPNU
7:00 PM	Jacksonville at Auburn	SECN+
7:00 PM	SE Louisiana at Florida	SECN+
7:00 PM	Alabama State at LSU	SECN+
7:00 PM	Miss Valley St at Ole Miss	SECN+
8:00 PM	Florida A&M at Alabama	SECN+
8:00 PM	Houston Baptist at Arkansas	SECN+
8:00 PM	Northwestern St at (5) Miss St	SECN+

**Thur. Dec. 29**

7:00 PM	(18) Kentucky at (17) Duke	ACC Network Extra
7:00 PM	UNC Wilmington at Tennessee	SECN+

**Sun. Jan. 1**

1:00 PM	Georgia at Missouri	SEC NETWORK
2:00 PM	Auburn at Florida	SECN+
2:00 PM	Alabama at (6) South Carolina	ESPN2
3:00 PM	LSU at (5) Miss St	SEC NETWORK
4:00 PM	(18) Kentucky at Tennessee	ESPN2
5:00 PM	Arkansas at Ole Miss	SEC NETWORK

All times EASTERN

Mississippi Valley without a field goal in the third quarter, Ole Miss (11-2) pulled away early in the final frame with the Devillettes scoring just four points in the fourth quarter for a combined eight points in the second half. The Rebel bench was a huge help with 35 points – more than the Mississippi Valley State team combined.

**Rebels Close Non-Conference with 11 wins**

With the win over Mississippi Valley State, Ole Miss picked up its 11th non-conference win, something that hasn't been done since 2008-09 when the Rebels also had 11 non-conference wins. In 2014-15 Ole Miss had 12 wins over non-conferences foes but two of those wins came during the postseason WNIT. Ole Miss has posted 10 or more non-conference wins twice in the Insell era (2014-15, 2016-17).

**Lets Get it Started -- SEC Style**

Ole Miss is looking for its third consecutive SEC-opening win when it hosts Arkansas on Sunday. The Rebels are 5-5 in SEC openers over the last 10 seasons and is 8-2 in SEC home openers during that same time. Ole Miss has opened the SEC slate at home each year of the Insell era and owns a 2-1 record in SEC home openers under the guidance of Insell and his staff.

**Streakin' at The Pavilion**

With its win over Mississippi Valley State, Ole Miss picked up its 10th straight win on its home floor. The 10-0 record at The Pavilion is the longest home win streak in the Insell era and the longest since 2006-07 when Ole Miss opened 11-0 at home. The Rebels have a chance to match that mark with a win over Arkansas.

**Another W For The Rebels**

The win over Mississippi Valley State was the fifth consecutive for Ole Miss. The Rebels are 6-1 in their last seven games with the lone loss a 66-61 loss to No. 14 West Virginia. The Rebels last won more than five games in a row in 2014-15 when they won seven straight.

**Gibson With Career Night Against Mississippi Valley State**

Freshman Shelby Gibson has a career night against Mississippi Valley State with a career best 16 points and seven rebounds off the bench to led the Ole Miss offense. Gibson is Ole Miss' top scoring freshman and is averaging 8.1 ppg.

**Manuel Has a Block Party**

Taylor Manuel posted five blocks against Mississippi Valley State, the most for an Ole Miss player since 2014-15 when Tia Faleru had five against Baylor. The five blocks were just one shy of Manuel's career-best of six set against Indiana State.

**Defense On Display against Mississippi Valley State**

Ole Miss has been impressive on the defensive end this season and it was evident against Mississippi Valley State. Ole Miss forced the Devillettes into 40 turnovers – a season-high – and kept every player on their team out of double figures, including leading scorer Christina Reed who was averaging 17.5 ppg. It's the second time this season Ole Miss has kept an entire team out of double digits a feat they also accomplished against Southeastern Louisiana.

**Setting Records vs. The Devillettes**

Ole Miss set two defensive records against Mississippi Valley State. Their 30 points was the fewest points allowed in school history and their eight second-half points was also a record for fewest points scored in the second half.

**Thievery, Just Plain Thievery**

Ole Miss posted 24 steals against Mississippi Valley, which is the most steals by the Rebels this season. Ole Miss is averaging 12.2 steals per game, which ranks third in the SEC and 17th nationally. Erika Sisk and Madinah Muhammad are both ranked in the top 5 in the SEC with 2.3 and 2.4 steals per game, respectively.

**Rebels with Depth**

For the second consecutive game, Ole Miss' leading scorer came off the bench against Mississippi Valley State. On the season, Ole Miss' bench is outscoring its counterparts, 336-269 and the Ole Miss reserves have accounted for 35 percent of Ole Miss scoring this season.

**A Little Rest Does Taylor Good**

After sitting out the La-Monroe game to rest Taylor Manuel has been very consistent. In the three games after the La-Monroe game, Manuel is averaging 11.5 ppg and 6.25 rpg, including her first 20-point outing of the season with 22 points in an upset of then-No. 25 Oregon and a season-high eight rebounds vs. Mississippi Valley State. Manuel, who has reached double figures on five occasions, is averaging 9.2 points per game.

**Dishin' and Swishin'**

Erika Sisk dropped a career-best 10 dimes in Ole Miss' win over VCU. Sisk's 10 assists mark the first time Ole Miss has had a player with double-figure assists since Valencia McFarland had 10 against Georgia in 2014. Sisk is ranked No. 2 in the SEC in assists per game with 4.9 and is one of just three players to record double-figure assists this season.

**Keepin' Them Under 40**

For the second consecutive game, Ole Miss held its opponent to under 40 points and Mississippi Valley State scored just 30 points, it's the fourth time this season Ole Miss has held an opponent under 40 points. Ole Miss is 4-0 when holding opponents to under 30 and is 7-0 when the opponent fails to reach 50 points.

**Insell Gets No. 50**

Head coach Matt Insell picked up his 50th career win against VCU. Insell is 52-56 overall in four seasons as a head coach and in four seasons has knocked off four ranked opponents and led the Rebels back to the postseason in 2014-15 when they reached the third round of the WNIT.

**Ranked Foe Goes Down**

Ole Miss picked up its first win over a ranked opponent since Jan. 21, 2016 with an 83-67 win over No. 25 Oregon. The Rebels have defeated a ranked opponent in three of head coach Matt Insell's first four seasons at the helm and the win over Oregon was the first non-conference win over a ranked opponent since 2006-07. Ole Miss moves to 1-1 vs. ranked opponents with the win after recording a narrow loss to No. 14 West Virginia in the SEC/ Big 12 Challenge.

**70 Is the Magic Number**

If Ole Miss can get to 70 points, the odds of a win are good. Ole Miss is 8-0 when scoring at least 70 points and is 3-2 when scoring less than 70 points. The Rebels are averaging 74.2 points per game on the season.

**Home Sweet Home**

The Arkansas game wraps up a stretch of six straight home games for the Rebels. Ole Miss is 10-0 at The Pavilion at Ole Miss this season. Ole Miss is seeking is second winning home record in the Insell era. The Rebels 10-0 home start is the

best start to the home slate in the Insell era. Prior to this season the longest undefeated home streak in the Insell era was six games in 2013-14.

-Ole Miss plays well at home, particularly in the Insell era. Ole Miss is 42-21 in home games beginning with the 2013-14 season and is winning 66 percent of its home games in the Insell era.

-Ole Miss has an all-time record of 416-132 on its home floor, which amounts to a .757 winning percentage. The Rebels have posted 36 seasons with winning home records in 42 years of women's basketball. Additionally, Ole Miss has gone undefeated at home on four occasions most recently in 1991-92.

**Turnin' Them Over**

Ole Miss is forcing opponents into 23.7 turnovers per game and forced a season-best 40 in its last outing against Mississippi Valley State. On the season, Ole Miss has forced three opponents into 30+ turnovers including Wisconsin. The 31 turnovers against the Badgers were the most against a power five opponent since Feb. 26, 2016 when Ole Miss forced South Carolina into 29 turnovers. Ole Miss is No. 8 nationally in turnovers forced, forcing 23.7 per game.

**Opponent Turnovers Lead to Ole Miss Points**

Ole Miss's defensive efficiency has led to quite a few points this season. Ole Miss has scored 275 points off turnovers, which accounts for 29 percent of Ole Miss' points this season. The Rebels had a season-best 41 points off turnovers against Wisconsin and has only trailed in points off turnovers in losses to UNLV, VCU and No. 14 West Virginia.

**COMPARING THE TEAMS**

Statistic	Ole Miss	Arkansas
PPG	74.2	73.2
Scoring Margin	+25.0	+18.5
Field Goal Pct.	.426	.446
Opp. Field Goal Pct.	.319	.355
3-Point Pct.	.346	.371
Opp. 3-Point Pct.	.208	.287
Free Throw Pct.	.676	.688
Opp. Free Throw Pct.	.633	.701
Rebounds Per Game	40.8	41.8
Opp. Rebounds Per Game	37.1	31.3
Rebound Margin	+3.8	+10.5
Assists Per Game	15.1	15.5
Turnovers Per Game	15.5	13.2
Opp. Turnovers Per Game	23.7	15.7
Turnover Margin	+8.2	+2.5
Steals Per Game	12.2	7.8
Blocks Per Game	3.7	4.4

**Defensive Efficiency**

The Rebels have been quite efficient on the defensive end. Ole Miss' opponents are averaging 49.2 ppg and only UNLV, High Point, West Virginia and Oregon have scored over 60 points against the Rebels. Ole Miss held La-Monroe to just 11 points in the first half – a season-best and the sixth fewest points in a half by an opponent while holding Mississippi Valley State to just eight second-half points and no second half field goals.

**More Defensive Notes**

-The Rebels have held their opponents to single digits in 18

**SERIES INFO- LAST MEETINGS**

2/28/16. . . . .	UA, 60-49 . . . . .	at Fayetteville
3/5/15. . . . .	UA, 72-61 . . . . .	at Little Rock ^
1/2/15. . . . .	UM, 71-57 . . . . .	at Oxford
3/5/14. . . . .	UM, 63-62 . . . . .	at Duluth ^
1/19/14. . . . .	UA, 68-65 . . . . .	at Fayetteville
3/3/13. . . . .	UA, 93-52 . . . . .	at Fayetteville
1/31/13. . . . .	UA, 77-69 . . . . .	at Oxford
3/1/12. . . . .	UA, 67-47 . . . . .	at Nashville ^
1/12/12. . . . .	UA, 60-54 . . . . .	at Oxford
2/17/11. . . . .	UA, 56-53 . . . . .	at Oxford

**SERIES NOTES...**

- At Oxford: Ole Miss leads 14-3
- At Fayetteville: Arkansas leads 11-5
- At Neutral Sites: Ole Miss leads 5-3
- Longest UM Streak: 8 (2004-2010)
- Longest UA Streak: 6 (2011-2014)
- Biggest UM Win: 35 (1/6/02 - at Oxford)
- Biggest UA Win: 41 (3/3/13 - at Fayetteville)
- Most UM Points: 94 (3/2/06 - at Little Rock)
- Most UA Points: 93 (3/3/13 - at Fayetteville)
- Last 10 Meetings: Arkansas leads 8-2

of the 52 quarters of basketball played this season.

-In the opener against Southeastern Louisiana, Ole Miss kept their entire team out of double figures, marking the first time since Nov. 12, 2014 an Ole Miss team has done that. The Rebels did this again against Mississippi Valley State.

-Southeastern Louisiana, Lipscomb, La.-Monroe and Mississippi Valley State failed to reach 15 points in a half, marking six times in the Insell era that Ole Miss has held an opponent to under 15 points in a half.

**2015-16 Starting Lineups**

Opponent	Date	Result	PG	G	G/F	F	F/C	Record
Southeastern La	11/11	W, 81-31	Sisk	Muhammad	Sessom	Joseph	Manuel	1-0
Lipscomb	11/13	W, 76-49	Sisk	Muhammad	Sessom	Joseph	Manuel	2-0
Jacksonville State	11/17	W, 68-50	Sisk	Muhammad	Sessom	Joseph	Manuel	3-0
High Point	11/20	W, 73-62	Sisk	Lewis	Sessom	Joseph	Manuel	1-0
vs. Wisconsin	11/26	W, 69-44	Sisk	Muhammad	Sessom	Joseph	Manuel	4-0
at UNLV	11/27	L, 64-57	Sisk	Muhammad	Sessom	Joseph	Manuel	4-1
Jackson State	12/1	W, 89-41	Sisk	Muhammad	Sessom	Rodgers	Manuel	1-0
at No. 16 West Virginia	12/4	L, 66-61	Sisk	Muhammad	Sessom	Joseph	Manuel	4-2
La.-Monroe	12/10	W, 97-40	Sisk	Muhammad	Sessom	Joseph	Gibson	1-0
No. 25 Oregon	12/14	W, 83-67	Sisk	Muhammad	Sessom	Joseph	Manuel	5-2
VCU	12/17	W, 77-57	Sisk	Lewis	Sessom	Joseph	Manuel	2-0
Austin Peay	12/20	W, 66-38	Sisk	Lewis	Sessom	Joseph	Manuel	3-0
Mississippi Valley State	12/28	W, 67-30	Sisk	Muhammad	Sessom	Joseph	Manuel	6-2
Arkansas	1/1							
at Alabama	1/5							
at Auburn	1/8							
Tennessee	1/12							
at Mississippi State	1/16							
at South Carolina	1/19							
Alabama	1/22							
at Kentucky	1/26							
Georgia	1/29							
at Florida	2/6							
LSU	2/9							
Mississippi State	2/12							
Auburn	2/16							
at Vanderbilt	2/19							
at Missouri	2/23							
Texas A&M	2/26							



**OLE MISS 2016-17 SUPERLATIVES**

- BIGGEST OLE MISS LEAD:**  
57 pts, vs. La.-Monroe (12/10/16)
- BIGGEST OLE MISS DEFICIT:**  
12 pts, at UNLV (11/27/16)
- BIGGEST OLE MISS LEAD IN A LOSS:**  
6, at UNLV (11/27/16)
- BIGGEST OLE MISS DEFICIT IN A WIN:**  
5 pts, vs. Jacksonville State (11/17/16)
- BIGGEST OLE MISS HALFTIME LEAD:**  
38 pts vs. La-Monroe (12/10/16)
- BIGGEST OLE MISS HALFTIME DEFICIT:**  
6 pts, at No. 16 West Virginia (12/4/16)
- BEST OLE MISS 1ST HALF FG%:**  
62.5 vs. Jackson State (12/1/16)
- WORST OLE MISS 1ST HALF FG%:**  
16.7 at No. 16 West Virginia (12/4/16)
- BEST OLE MISS 2ND HALF FG%:**  
51.7 vs. Jacksonville State (11/17/16)
- WORST OLE MISS 2ND HALF FG%:**  
34.4 vs. Mississippi Valley (12/28/16)
- MOST POINTS BY OLE MISS IN 1ST HALF:**  
54 vs. Jackson State (12/11/16)
- FEWEST POINTS BY OLE MISS IN 1ST HALF:**  
27 vs. Jacksonville State (11/17/16)
- MOST POINTS BY OPPONENT IN 1ST HALF:**  
35 vs. No. 25 Oregon (12/14/16)
- FEWEST POINTS BY OPPONENT IN 1ST HALF:**  
11, vs. La-Monroe (12/10/16)
- MOST POINTS BY OLE MISS IN 2ND HALF:**  
48 vs. La. - Monroe (12/10/16)
- FEWEST POINTS BY OLE MISS IN 2ND HALF:**  
24 at UNLV (11/27/16)
- MOST POINTS BY OPPONENT IN 2ND HALF:**  
38 vs. Lipscomb (11/13/16)
- FEWEST POINTS BY OPPONENT IN 2ND HALF:**  
8 vs. Mississippi Valley (12/28/16)
- BIGGEST HALFTIME LEAD BLOWN:**  
2, AT UNLV (11/27/16)
- BIGGEST HALFTIME DEFICIT ERASED:**  
2 pts, vs. Jacksonville State (11/17/16)
- BIGGEST MARGIN OF VICTORY:**  
57 vs. La-Monroe (12/10/16)
- BIGGEST LEAD BLOWN TO LOSE (AT ANY POINT IN A GAME):**  
6, at UNLV (11/27/16)
- BIGGEST OVERALL DEFICIT:**  
12 pts, at UNLV (11/27/16)
- BIGGEST DEFICIT OVERCOME TO WIN (AT ANY POINT IN A GAME):**  
5 pts, vs. Jacksonville State (11/17/16)
- BIGGEST MARGIN OF DEFEAT:**  
7 pts, at UNLV (11/27/16)

**Quarter Scoring Notes**

-Ole Miss is outscoring its opponents, 964-639 this season and has only allowed three opponents to score 60 or more points with Oregon scoring an opponent-best 67 points.

-Rebel opponents are scoring 49.2 points per game, but have been most competitive in the third quarter. On average Ole Miss opponents are scoring 11.0 points in the first quarter and 12.0 points in the second and 11.1 in the fourth quarter. The number jumps to 15.0 points in the third quarter.

-Ole Miss has held eight opponents to two or more quarters in single digits.

-The Rebels are most productive in the first and third quarter. Ole Miss is averaging 20.7 points in the first quarter and 18.3 points in the third quarter. The third quarter is also the most competitive with Ole Miss holding an 18.3-15.0 scoring advantage. The Rebels have been outscored or tied in scoring in the third quarter on five occasions this season.

**Double-Double X 2**

In the Jackson State game, Ole Miss had two double-doubles in the same game. Shandricka Sessom posted 18 points and 10 rebounds, while Bretta Hart posted 11 points and 10 rebounds. This is the first time in the Insell era that Ole Miss has posted multiple double-doubles in a game.

**Sisk Joins 1K Club**

With a layup to close the first quarter against Jackson State, Oxford native Erika Sisk earned her 1,000th career point. Sisk is sitting at 1,018 career points and is the 27th member of Ole Miss' 1,000-point club. She joins Tia Faleru as Rebels to earn their 1,000th career point under the direction of Matt Insell and staff.

**Attendance Record – Check**

For the second consecutive season, Ole Miss set the single-game record for attendance with a record 8,088 fans in attendance to see Ole Miss take on Jackson State. The 8,088 fans were the most on hand to see the Rebels play at The Pavilion at Ole Miss and the most to see a women's basketball game in the state of Mississippi this season.

**800th Win – Check**

The Ole Miss women's basketball program earned its 800th win with its 89-41 win over Jackson State. Ole Miss is one of six SEC schools to reach the 800 win milestone, joining Tennessee, Georgia, LSU, Auburn and Vanderbilt.

**Power Five Non-Conference Win x 2--- Check**

With the win over Oregon, Ole Miss has picked up two non-conference wins over power five foes this season for the first time in the Insell era and the first time since 2006-07. Ole Miss has defeated power five foes Utah, Wisconsin and Oregon in the Insell era. The Rebels 25-point win over Wisconsin was the largest over a power five non-conference foe in the Insell era.

**Sessom Earns Spot on Preseason All-SEC Squad**

Junior Shandricka Sessom earned a spot on the preseason All-SEC second team as voted on by the leagues coaches. Sessom was the No. 6 scorer in the SEC in 2015-16 with 15.6 ppg, and is Ole Miss top returning scorer. Sessom earns All-SEC honors for the first time in her career

**Home Cookin' in the Non-Conference**

There will be plenty of opportunities to catch the Rebels at

The Pavilion at Ole Miss this season. Ole Miss will play 10 of its 13 non-conference games in the friendly confines of The Pavilion at Ole Miss. In fact, Ole Miss will play its first four games at home before traveling to Las Vegas for the UNLV Lady Rebel Roundup over Thanksgiving. The Lady Rebel Round Up is a tournament format so Ole Miss' first true road game may not come until Dec. 4 in the SEC Big 12 Challenge at West Virginia.

**Rebels Rolling #Deep This Season**

Ole Miss will be bolstered by depth this season. Last season, Ole Miss had eight of its 12 players who were underclassmen and no seniors. This year, the Rebels have four seniors and two juniors for a balance of experience. Ole Miss returns 83.5 percent of its scoring and 62.5 percent of its rebounding from a year ago.

**#RunWithTheRebels**

The Ole Miss women's basketball team scored on the first day of the early signing period, picking up four commitments for the 2017-18 season. **Day'Neisha Banks** (Jacksonville, Fla.), **Chyna Nixon** (Philadelphia, Pa.), **Milicia "Mimi" Reid** (Bronx, NY) and **Promise Taylor** (Issaquah, Wash.) all inked National Letters of Intent. This class is ranked in the top 20 nationally according to BlueStarMedia and Prospects Nation and marks the third straight top-20 class for Ole Miss.

**20-Point Club**

	2016-17	Career
Taylor Manuel	1	14
Shandricka Sessom	1	9
Erika Sisk	0	8*
Madinah Muhammad	3	5
Shequila Joseph	0	3
Torri Lewis	0	2
Bretta Hart	0	1
Chrisae Rowe	1	18

\*Includes stats from 2012-13 at Murray State

**30-Point Club**

	2016-17	Career
Torri Lewis	0	1
Taylor Manuel	0	1
Chrisae Rowe	0	3

**Double-Figure Scoring Games**

	2016-17	Career
Taylor Manuel	5	70
Erika Sisk	7	52
Shandricka Sessom	10	41
Madinah Muhammad	7	18
Shequila Joseph	0	12
Shelby Gibson	5	5
Torri Lewis	2	4
Bretta Hart	1	5
Alissa Alston	1	5
Chrisae Rowe	2	32

**Double-Figure Rebounding Games**

	2016-17	Career
Shandricka Sessom	2	5
Shequila Joseph	2	4
Bretta Hart	1	4
Taylor Manuel	0	18

**Double-Doubles**

	2016-17	Career
Shandricka Sessom	2	4
Bretta Hart	1	2
Chrisae Rowe	0	4



**Streakin' Entering the 2016-17 Season**

Entering the 2016-17 season, there are several players who enter with some impressive streaks. Ole Miss streaks entering the season are listed below:

**Scoring Streaks**

Shandricka Sessom - 45 games  
 Chrishae Rowe\* - 34 games  
 Madinah Muhammad - 18 games  
 Erika Sisk - 14 games  
 \*includes games at Oregon

**Rebounding Streaks**

Shandricka Sessom - 45 games  
 Erika Sisk - 29 games  
 Bretta Hart - 27 games  
 Madinah Muhammad - 13 games  
 Shelby Gibson - 13 games  
 Taylor Manuel - 12 games

**Consecutive Games Played**

Erika Sisk - 105 games  
 Shandricka Sessom - 57 games  
 Bretta Hart - 48 games  
 Shequila Joseph - 47 games  
 Chrishae Rowe - 36 games

**Sessom on SEC Women's Basketball Leadership Council**

Junior Shandricka Sessom was selected to represent Ole Miss as a member of the SEC's Women's Basketball Leadership Council. The group is comprised of members from the women's basketball teams from all 14 institutions and will discuss issues effecting SEC women's basketball.

**Rebel Greats Back with the Program**

This summer and fall the Ole Miss women's basketball program welcomed back several greats in **Armintie (Price) Herrington** and **Lindsay Roy**. Herrington is back on staff in a newly created position of Coordinator of Player Engagement while Roy is serving as a color analyst for Ole Miss women's basketball SEC Network+ broadcasts. Welcome home Rebels!

**New Kids on the Block**

The Ole Miss women's basketball team added four new members to its staff this season. **George Porcha** joins the staff as an assistant coach. Porcha came from the high school ranks in Virginia, but spent six years as associate head coach at West Virginia. Additionally, Ole Miss great **Armintie Herrington** is back on staff as Coordinator of Player Engagement, marking her second stint on the Ole Miss women's basketball staff, as she served as an assistant coach from 2008-2010. **Ryan Grubbs** joins the staff as a strength and conditioning coach while **Joe Pat Cope** will serve as video coordinator.

**10th Anniversary of 2007 Elite Eight Run**

The 2016-17 season marks the 10th anniversary of Ole Miss basketball's run to the 2007 Elite Eight. Ole Miss knocked off defending national champion, Maryland, that season and also defeated Oklahoma with Courtney and Ashley Paris en route to a spot in the Elite Eight. Throughout the season OleMissSports.com will be featuring special spotlights on those associated with that Elite Eight team.

**Smile For the Camera**

Ole Miss will also be on national television nine times during the regular season including two Monday night prime time matchups on the SEC Network against Mississippi State and Florida. Ole Miss will also appear on the SEC Network eight

times during the regular-season.

Jan. 1	Arkansas	4:00 p.m.	(SEC Network)
Jan. 8	at Auburn	3:00 p.m.	(SEC Network)
Jan. 16	at MSU	6:00 p.m.	(SEC Network)
Jan. 19	at South Carolina	6:00 p.m.	(SEC Network)
Feb. 6	at Florida	6:00 p.m.	(SEC Network)
Feb. 12	MSU	6:00 p.m.	(SEC Network)
Feb. 16	Auburn	8:00 p.m.	(SEC Network)
Feb. 26	Texas A&M	4:00 p.m.	(SEC Network)

**Rebels on the Airwaves**

Ole Miss' regular-season games can be heard on Q105 (105.1 FM) and 105.5 FM (Batesville) with the pregame show starting 15 minutes before tipoff. Graham Doty, in his sixth season, will be on the call along with Brett Ball who will serve as analyst for the 2016-17 season. Game updates via Twitter will be available all season at @OleMissWBB. All home games that are not on TV will be streamed online on SECN+, which will be available on the WatchESPN app.

**Captain, My Captain**

Senior **Erika Sisk** (Oxford, Miss.), junior **Shandricka Sessom** (Byhalia, Miss.) and sophomore **Alissa Alston** (New Haven, Conn.) will serve as captains for Ole Miss this season. Sisk is serving as captain for the second consecutive year while Alston is a first time captain.

**Gettin' It Done On The Court and In The Classroom**

The Ole Miss women's basketball team for the fourth straight year has posted a perfect 100 in the NCAA's Graduation Success Rate and is graduating players at above the national average.

**Ole Miss WBB Majors:**

Alissa Alston – Recreation Administration  
 Shelby Gibson – Elementary Education  
 Bree Glover – Elementary Education  
 Bretta Hart – General Studies  
 Shequila Joseph - Exercise Science  
 Torri Lewis – Criminal Justice  
 Taylor Manuel – Journalism (Masters)  
 Madinah Muhammad - Exercise Science  
 Cecilia Muhate - Psychology  
 Kate Rodgers – Broadcast Journalism  
 Chrishae Rowe – General Studies  
 Shandricka Sessom - Exercise Science  
 Erika Sisk - General Studies

**In Season Birthdays**

Ole Miss has several players and coaches that will celebrate birthdays during the 2016-17 season. Ole Miss has had a birthday on a gameday in each of the last three seasons.

Player	Birthday
Taylor Manuel	Dec. 5
Bretta Hart	Dec. 15
Shandricka Sessom	Jan. 12*
	(Gameday vs. Tennessee)
Erika Sisk	Feb. 13
Shequila Joseph	Feb. 24
Torri Lewis	March 14
*-Game Day	

-Ole Miss has had a birthday on a gameday in each of the last three seasons.

**AP Top 25 (Dec. 26)**

TEAM	RECORD	PTS
1. Connecticut (33)	11-0	825
2. Notre Dame	11-1	767
3. Baylor	11-1	759
4. Maryland	12-0	740
<b>5. Mississippi State</b>	<b>13-0</b>	<b>679</b>
<b>6. South Carolina</b>	<b>10-1</b>	<b>664</b>
7. Florida State	12-1	629
8. Louisville	12-2	593
9. Washington	12-1	539
10. UCLA	9-2	517
11. Miami	11-1	473
<b>12. West Virginia</b>	<b>12-0</b>	<b>451</b>
13. Stanford	9-2	408
14. Ohio State	10-4	400
15. Duke	11-1	310
16. Texas	6-4	272
<b>17. Kentucky</b>	<b>9-3</b>	<b>251</b>
18. Arizona State	9-2	247
19. Virginia Tech	12-0	227
20. Colorado	10-1	188
21. California	12-0	159
22. Oregon State	10-1	147
23. South Florida	10-1	117
24. Oklahoma	9-3	112
25. Syracuse	9-4	76

**Others receiving votes:** DePaul 60, Kansas State 22, **Oregon 18**, USC 17, Gonzaga 12, **Tennessee 11**, Oklahoma State 8, **Texas A&M 7**, Utah 4, Northwestern 4, Ole Miss 3, **Vanderbilt 2**, Marquette 2, Green Bay 1, Clemson 1, Michigan 1, Georgetown 1, Boise State 1

**ESPN/USA Today Coaches Poll (Dec. 27)**

TEAM	RECORD	PTS
1. Connecticut (32)	11-0	800
2. Notre Dame	11-1	757
3. Maryland	12-0	730
4. Baylor	11-1	709
<b>5. Mississippi State</b>	<b>13-0</b>	<b>663</b>
<b>6. South Carolina</b>	<b>10-1</b>	<b>650</b>
7. Florida State	12-1	610
8. Louisville	12-2	575
9. Washington	12-1	534
10. UCLA	9-2	495
11. Miami	11-1	468
<b>12. West Virginia</b>	<b>12-0</b>	<b>441</b>
13. Ohio State	10-4	396
14. Stanford	9-2	383
15. Oregon State	10-1	328
16. Texas	6-4	267
17. Duke	11-1	259
18. California	12-0	240
19. Arizona State	9-2	235
20. Virginia Tech	12-0	172
21. Syracuse	9-4	154
22. DePaul	8-4	137
<b>23. Kentucky</b>	<b>9-3</b>	<b>107</b>
24. Oklahoma	9-3	80
25. South Florida	10-1	76

**Others receiving votes:** Michigan State 29, Oklahoma State 22, Gonzaga 15, Green Bay 14, Michigan 12, **Texas A&M 11**, Northwestern 9, Utah 6, **Tennessee 6**, Colorado 3, Temple 2, **Oregon 2**, Tulane 1, Penn State 1, **LSU 1**

2016-17 opponents in bold

**GAME LEADERS**

**LED TEAM IN PTS:**

Muhammad - 3	Rowe - 2
Sessom - 3	Joseph - 1
Manuel - 2	Alston - 1
Rowe - 2	
Sisk - 1	
Gibson - 1	

**DOUBLE-FIGURE REBS**

Sessom - 2
Joseph - 2
Hart - 1

**LED TEAM IN REBS:**

Sessom - 4	<b>20-PT GAMES</b>
Joseph - 3	Muhammad - 2
Hart - 2	Sessom - 1
Manuel - 2	Manuel - 1
Muhate - 1	Rowe - 1
Sisk - 1	
Rodgers - 1	

**30-PT GAMES**

Rowe - 1
----------

**LED TEAM IN ASSISTS**

Sisk - 9	<b>DOUBLE-DOUBLES</b>
Alston - 3	Sessom - 2
Hart - 2	Hart - 1
Rowe - 1	

**DOUBLE-FIGURE PTS**

Sessom - 10
Sisk - 7
Muhamamd - 7
Manuel - 5
Gibson - 5
Lewis - 2
Hart - 2

**In The SEC Rankings - Team Rankings**

Category	Ole Miss	Rank
3-PT FG% Defense	.208	1st
Scoring Defense	49.2	1st
Field Goal % Defense	.319	1st
3-PT FG Made	6.4	2nd
Steals	12.2	3rd
Turnover Margin	+8.2	4th
Scoring Margin	+25.0	4th
3-PT FG%	.346	5th
Offensive Rebs	14.8	T-6th
Asst/TO Ratio	1.0	7th
Rebounding Offense	40.8	T-7th
Scoring Offense	74.2	8th
Blocked Shots	3.7	8th
Assists	15.1	9th
Defensive Rebs	26.1	10th
Free Throw %	.666	11th
Field Goal %	.426	11th
Rebounding Margin	+3.8	11th
Rebounding Defense	37.1	13th

**In The NCAA Rankings - Team Rankings (Top 50)**

Category	Ole Miss	Rank
3-PT FG Defense	.208	1
Scoring Defense	49.2	3
FG% Defense	.319	4
Steals	15.8	7
Turnovers Forced	23.69	8
Turnover Margin	8.15	10
Scoring Margin	25.0	11
Steals/Gm	12.2	17
Free Throw Attempts	262	25
Win-Loss %	.846	26
Free Throws Made	177	40
Rebounds	531	40
Assists	196	50

**Notable Numbers - Inside/Outside Scoring**

Opponent	Paint	3-Point FG
vs. Southeastern La.	44	7
vs. Lipscomb	44	6
vs. Jacksonville State	26	7
vs. High Point	32	8
vs. Wisconsin	28	6
vs. UNLV	24	7
vs. Jackson State	46	7
at West Virginia	26	4
vs Louisiana Monroe	43	12
vs. Oregon	40	4
vs. VCU	30	10
vs. Austin Peay	48	1
vs. Mississippi Valley State	40	4
vs. Arkansas		
at Alabama		
at Auburn		
vs. Tennessee		
at Mississippi State		
at South Carolina		
vs. Alabama		
at Kentucky		
vs. Georgia		
at Florida		
vs. LSU		
vs. Mississippi State		
vs. Auburn		
at Vanderbilt		
at Missouri		
vs. Texas A&M		

**Free Throw Shooting Last Five Mins/OT**

Player	FT-FTA
Shelby Gibson	9-13
Torri Lewis	2-2
Kate Rodgers	2-2
Bree Glover	4-5
Cecilia Muhate	2-4
Alissa Alston	2-3
Erika Sisk	4-5
Shandricka Sessom	2-3
Shequilia Joseph	0-2
Taylor Manuel	0-1
Chrisae Rowe	1-2

**Completed Three-Point Plays**

Player	Three-Point Plays
Taylor Manuel	4
Shelby Gibson	3
Bree Glover	1

**Notable Numbers - Post vs. Guards Scoring**

Opponent	Posts	Guards
vs. Southeastern La.	44	37
vs. Lipscomb	26	50
vs. Jacksonville State	28	40
vs. High Point	28	45
vs. Wisconsin	15	54
vs. UNLV	14	43
vs. Jackson State	34	55
at West Virginia	27	34
vs Louisiana Monroe	31	66
vs. Oregon	41	42
vs. VCU	23	54
vs. Austin Peay	14	52
vs. Mississippi Valley State	29	38
vs. Arkansas		
at Alabama		
at Auburn		
vs. Tennessee		
at Mississippi State		
at South Carolina		
vs. Alabama		
at Kentucky		
vs. Georgia		
at Florida		
vs. LSU		
vs. Mississippi State		
vs. Auburn		
at Vanderbilt		
at Missouri		
vs. Texas A&M		

Shandricka Sessom	1
Erika Sisk	1
Alissa Alston	1

**Drawn Charges**

Player	Charges Drawn
Torri Lewis	4
Madinah Muhammad	2
Erika Sisk	2
Bretta Hart	1
Shandricka Sessom	1

**First Points / First Substitution**

Opponent	1st Pts	How	Time	1st Sub	Time	Opponent	1st Pts	How	Time	1st Sub	Time
SELA	Manuel	Layup	9:47	Lewis	7:29	UT					
LIP	Sessom	FT	9:50	Gibson	5:32	at MSU					
JV. ST	Joseph	3PT	9:12	Hart	7:06	at USC					
HPU	Sessom	Jumper	9:43	Hart	7:56	ALA					
vs. Wis	Muhammad	Layup	8:27	Alston	6:27	at UK					
at UNLV	Muhammad	FT	10:00	Alston	8:18	UGA					
JSU	Alston	Jumper	6:57	Alston	8:02	at UF					
at WVU	Joseph	3PT	7:27	Hart	6:30	LSU					
ULM	Muhammad	FT	9:48	Alston	5:15	MSU					
ORE	Manuel	Layup	8:38	Alston	7:15	AU					
VCU	Joseph	3-PT	9:47	Alston	6:57	at VU					
AP	Sessom	Layup	8:23	Alston	6:00	at MU					
MVSU	Manuel	Jumper	9:43	Lewis	7:28	TAMU					
ARK											
at ALA											
at AU											

## THE LAST TIME ...

## AN OLE MISS TEAM...

Scored 100+ points at home ..... 103 vs. Alabama A&M (Dec. 29, 2015)  
 Scored 100+ points on the road ..... 102 at LSU (Feb. 7, 2010)  
 Scored 100+ points and lost ..... Never Happened  
 Scored 110+ points ..... 110 vs. Rice (Nov. 18, 2005)  
 Won an overtime game ..... 79-71 vs. Southeastern Louisiana (Dec. 29, 2014)  
 Lost an overtime game ..... 72-70 at Mississippi State (Feb. 23, 2014)  
 Won a double overtime game ..... 90-87 at Arkansas (Feb. 4, 2007)  
 Lost a double overtime game ..... 64-57 at Hawai'i (Nov. 27, 2010)  
 Played a triple overtime game ..... W, 102-101 (3OT) at LSU (Feb. 7, 2010)  
 Played a four-overtime game ..... L, 81-86 vs. Arkansas State (Dec. 7, 2001)  
 Won an NCAA Tournament game ..... 90-82 vs. Oklahoma (Mar. 25, 2007)  
 Won a WNIT game ..... 63-48 vs. Georgia Tech (Mar. 22, 2015)  
 Won an SEC Tournament game ..... 63-62 vs. Arkansas (Mar. 5, 2014)  
 Made 40+ field goals ..... 40 vs. Alabama A&M (Dec. 29, 2015)  
 Made 50+ field goals ..... 51 vs. Missouri-St. Louis (Jan. 10, 1983)  
**Made 10+ three-point field goals ..... 12 vs. La-Monroe (Dec. 10, 2016)**  
**Had 20+ rebound margin ..... 25 vs. Jackson State (Dec. 1, 2016)**  
 Had 25+ rebound margin ..... 28 vs. Nicholls State (Nov. 20, 2010)  
 Had 30+ rebound margin ..... 31 vs. Centenary (Dec. 29, 2009)  
**Had 50+ rebounds ..... 53 vs. Southeastern La. (Nov. 11, 2016)**  
 Had 60+ rebounds ..... 61 vs. Jacksonville State (Nov. 8, 2013)  
 Had 70+ rebounds ..... 70 vs. Mississippi University for Women (Jan. 26, 1979)  
 Had three players with 10+ rebounds  
 ..... Robertson (10), Lewis (10), Thomas (10) at Sam Houston State (Nov. 17, 2009)  
 Attempted 30+ free throws ..... 38 at Florida (Jan. 8, 2015)  
 Attempted 35+ free throws ..... 38, at Florida (Jan. 8, 2015)  
 Attempted 40+ free throws ..... 41 vs. Southeastern La. (Nov. 9, 2012)  
 Attempted 45+ free throws ..... 46 at Rice (Nov. 17, 2006)  
 Attempted 50+ free throws ..... 50 vs. Mississippi University for Women (Jan. 24, 1976)  
 Made 25+ free throws ..... 25 at Florida (Jan. 8, 2015)  
 Made 30+ free throws ..... 34 at UAB (Nov. 12, 2006)  
 Made 35+ free throws ..... 36 vs. Mississippi University for Women (Jan. 24, 1976)  
**Had 25+ assists ..... 25 vs. La-Monroe (Dec. 10, 2016)**  
 Had 30+ assists ..... 31 vs. Winston-Salem State (Dec. 20, 2009)  
 Had 35+ assists ..... 35 vs. Mississippi State (Feb. 16, 1985)  
 Had 25+ turnovers ..... 30 at LSU (Jan. 29, 2015)  
 Had 35+ turnovers ..... 36 at No. 6 Kentucky (Feb. 2, 2012)  
**Forced 25+ turnovers ..... 25 at No. 16 West Virginia (Dec. 4, 2016)**  
**Forced 30+ turnovers ..... 31 vs. La.-Monroe (Dec. 10, 2016)**  
 Forced 35+ turnovers ..... 40 vs. Mississippi Valley (Dec. 28, 2016)  
**Forced 45+ turnovers ..... 46 vs. Mississippi Valley State (Nov. 16, 2014)**  
**Had 15+ steals ..... 20 vs. La-Monroe (Dec. 10, 2016)**  
**Had 20+ steals ..... 24 vs. Mississippi Valley (Dec. 28, 2016)**  
 Had 25+ steals ..... 25 vs. Alabama (Mar. 1, 2007)  
**Blocked 5+ shots ..... 9 vs. Mississippi Valley (Dec. 28, 2016)**  
 Blocked 10+ shots ..... 11 vs. Memphis (Nov. 19, 1998)  
 Scored 50 points or less ..... 49 at Arkansas (Feb. 28, 2016)  
 Scored 40 points or less ..... 37 at Alabama (Feb. 4, 2016)  
 Scored 50 or fewer and won ..... 46-45 vs. Auburn (Jan. 25, 1984)  
**Beat a ranked team ..... 83-67 vs. No. RV/25 Oregon (Dec. 14, 2016)**  
 Beat a ranked team on the road ..... 69-65 at No. 23/24 Arkansas (Jan. 23, 2011)  
**Kept every player on a team out of double figures ..... vs. Mississippi Valley (Dec. 28, 2016)**  
**Had all five starters score in double figures ..... vs. Jacksonville State (Nov. 17, 2016)**  
**Had five+ players score in double figures ..... 5 vs. Jackson State (Dec. 1, 2016)**  
 Had no players score in double figures ..... vs. No. 6 Tennessee (Feb. 12, 2015)  
 Overcame a 10-point+ halftime deficit to win ..... 11 vs. Jacksonville State (Nov. 8, 2013)  
 Overcame a 15-point+ halftime deficit to win ..... 16 vs. Vanderbilt (Jan. 2, 2011)

## AN OLE MISS PLAYER...

Scored 20+ points ..... 22, Taylor Manuel, vs. No. 25 Oregon (Dec. 14, 2016)  
 Scored 30+ points ..... 36, Torri Lewis vs. New Orleans (Dec. 14, 2015)  
 Scored 40+ points ..... 42, Bianca Thomas vs. LSU (Jan. 17, 2010)  
**Attempted 15+ field goals ..... 17, Shandricka Sessom vs. Jackson State (Dec. 1, 2016)**  
**Attempted 20+ field goals ..... 21, Shandricka Sessom vs High Point (Nov. 20, 2016)**  
 Attempted 25+ field goals ..... 25, Valencia McFarland at Mississippi State (Feb. 23, 2014)  
**Recorded a double-double ..... Sessom (18 pts, 10 rebs) vs. Jackson State (Dec. 1, 2016)**  
 ..... Hart (11 pts, 10 rebs) vs. Jackson State (Dec. 1, 2016)  
 Recorded a triple-double .....  
 ..... Kayla Melson, 11 pts., 11 rbs. & 11 assists vs. Southeastern Louisiana (Nov. 13, 2009)  
**Had 10+ assists ..... 10, Erika Sisk vs. VCU (Dec. 17, 2016)**  
 Had 15+ assists ..... 15, Kim Bullard vs. Middle Tennessee (Dec. 21, 1985)  
**Had 5+ blocks ..... 5, Taylor Manuel vs. Mississippi Valley State (Dec. 28, 2016)**

Had 10+ blocks ..... Never Happened  
**Had 5+ steals ..... 6, Erika Sisk vs. Mississippi Valley (Dec. 28, 2016)**  
 Had 10+ steals ..... 12, Armintie Price vs. Illinois (Dec. 2, 2006)  
 Had 15+ rebounds ..... 18, Bretta Hart vs. Western Kentucky (Dec. 2, 2015)  
 Had 20+ rebounds ..... 20, Armintie Price at Mississippi State (Jan. 26, 2006)  
 Made 15+ field goals ..... 17, Jennifer Gillom vs. Memphis (Dec. 10, 1985)  
 Made 10+ free throws ..... 10, Madinah Muhammad vs. Mississippi State (Feb. 21, 2016)  
 Made 15+ free throws ..... 15, Tia Faleru at Kentucky (Feb. 13, 2014)  
 Attempted 10+ free throws ..... 11, Madinah Muhammad vs. Mississippi State (Feb. 21, 2016)  
 Attempted 15+ free throws ..... 15, Tia Faleru, at Missouri (Feb. 15, 2015)  
 Attempted 20+ free throws ..... 23, Tia Faleru at Kentucky (Feb. 13, 2014)  
 Made 5+ three-pointers ..... 5, Shequila Joseph vs. Kentucky (Jan. 21, 2016)  
 Made 10+ three-pointers ..... 10, Torri Lewis vs. New Orleans (Dec. 14, 2015)  
 Attempted 10+ three-pointers ..... 12, Madinah Muhammad at Georgia (Feb. 7, 2016)  
 Attempted 15+ three-pointers ..... 22, Torri Lewis vs. New Orleans (Dec. 14, 2015)  
 Had 10+ offensive rebounds ..... 11, Tia Faleru vs. Southern (Nov. 20, 2014)  
 Had 10+ defensive rebounds ..... 10, Bretta Hart vs. UL-Lafayette (Nov. 15, 2015)  
 Had 20+ points and 20+ rebounds .....  
 ..... Armintie Price, 22 points & 20 rebounds at Miss. State (Jan. 26, 2006)  
 Had a double-double in two straight games .....  
 ..... Shandricka Sessom vs. Tulane (Dec. 16, 2015) & vs. McNeese State (Dec. 19, 2015)  
 Had a double-double in three straight games .....  
 ..... Tia Faleru vs. Alabama A&M (Dec. 20, 2014) & vs. Southeastern La. (Dec. 29, 2014)  
 ..... vs. Arkansas (Jan. 2, 2015)  
 Had a double-double in four straight games .....  
 ..... Tia Faleru vs. Alabama A&M (Dec. 20, 2014) & vs. Southeastern La. (Dec. 29, 2014)  
 ..... vs. Arkansas (Jan. 2, 2015), at Kentucky (Jan. 4, 2015)  
 Had a double-double in five straight games .....  
 ..... Tia Faleru vs. Alabama A&M (Dec. 20, 2014) & vs. Southeastern La. (Dec. 29, 2014)  
 ..... vs. Arkansas (Jan. 2, 2015), at Kentucky (Jan. 4, 2015), at Florida (Jan. 8, 2015)  
 Had a double-double in seven straight games ..... Armintie Price, Jan. 14-Feb. 8, 2007  
 Had 10+ double-doubles in a season ..... 14 Tia Faleru, 2014-15 season  
 Shot 100% from the floor (min. 5) ..... Monique Jackson, 5-for-5 at Arkansas (Jan. 19, 2014)  
 Played 40 minutes ..... Shandricka Sessom at Arkansas (Feb. 28, 2016)  
 Played over 40 minutes ..... 45, McFarland, 43 McCray, 41, Moore, vs. Auburn  
 ..... (Mar. 2, 2014)  
**Fouled out ..... Madinah Muhammad vs. No. 16 West Virginia (Dec. 4, 2016)**

## AN OLE MISS OPPONENT...

Scored 100+ points ..... 108 (Feb. 13, 2014 at Kentucky)  
 Scored 100+ points in Oxford ..... Never Happened  
 Made 40+ field goals ..... 42 (Jan. 16, 2003 at Georgia)  
 Made 10+ three-pointers ..... 14 (Nov. 22, 2015 at Middle Tennessee)  
 Had 50+ rebounds ..... 50 (Jan. 31, 2016 vs. Missouri)  
 Had 60+ rebounds ..... 62 (Jan. 10, 2016 vs. Florida)  
 Had 20+ rebounding margin ..... 20 (Jan. 30, 2011 at Vanderbilt)  
 Had 25+ rebounding margin ..... 28 (Jan. 31, 2016 vs. Missouri)  
 Attempted 35+ free throws ..... 40 (Feb. 28, 2016 at Arkansas)  
 Made 30+ free throws ..... 34 (Dec. 4, 2014 at Western Kentucky)  
**Had 25+ turnovers ..... 40 (Dec. 28, 2016 vs. Mississippi Valley)**  
 Had 20+ steals ..... 22 (Jan. 29, 2015 at LSU)  
 Had 30+ assists ..... 33 (Jan. 16, 2003 at Georgia)  
 Scored 50 points or less ..... 41 (Dec. 1, 2016 vs. Jackson State)  
 Scored 40 points or less ..... 30 (Dec. 28, 2016 vs. Mississippi Valley State)

## AN OLE MISS OPPONENT'S PLAYER...

**Scored 20+ points ..... 22, Ruthy Hebard (Dec. 14, 2016 vs. No. 25 Oregon)**  
 Scored 30+ points ..... 31, Jessica Jackson (Jan. 19, 2014 at Arkansas)  
 Scored 40+ points ..... 43, Nina Davis (Dec. 7, 2014 vs Baylor)  
**Attempted 15+ field goals 17, Christina Reed (Dec. 28, 2016 vs Mississippi Valley State)**  
 Attempted 25+ field goals ..... 29, Britney Washington (Nov. 20, 2014 vs. Southern)  
**Made 10+ field goals ..... 10, Ruthy Hebard (Dec. 14, 2016 vs. No. 25 Oregon)**  
 Made 8 + three-pointers ..... 8, Chelsie Wiley (Dec. 20, 2008 at UCF)  
 Made 10+ free throws ..... 10, Jessica Jackson (Feb. 28, 2016 at Arkansas)  
 Had 15+ rebounds ..... 15, Shacobia Barbee (Feb. 7, 2016 at Georgia)  
 Had 20+ rebounds ..... 23, Martha Alwal (Feb. 24, 2014 at Mississippi State)  
 Had 10+ assists ..... 10, Eleanna Christinaki (Jan. 10, 2016 vs. Florida)  
 Had 8+ steals ..... 8, Maurita Reid (Dec. 15, 2007 at Miami)  
 Had 5+ blocks ..... 5, Aja Wilson (Feb. 25 2016 vs South Carolina)  
**Recorded a double-double Mallory McGwire, 11 pts, 12 rebs (Dec. 14, 2016 vs No. 25 Oregon)**  
 Recorded a triple-double ..... Kaihla Szunko, 21 points, 16 rebounds,  
 ..... 10 steals (Dec. 18, 2010 at Central Michigan)  
 \* Game called with 5:24 left in the second half due to rain on the floor.



# 1 - BREE GLOVER

G • 5-10 • FR. • HS

GLASGOW, KY. (GLASGOW)

MAJOR: ELEMENTARY EDUCATION

## SEASON HIGHS

**Points:** 6, vs. La.-Monroe, 12/10/16

**Rebounds:** 4, vs. La.-Monroe, 12/10/16

**Assists:** 2, 2x last vs. La.-Monroe, 12/10/16

**Steals:** 3, vs. La.-Monroe, 12/10/16

**Blocks:** 1, 2x, last vs. La.-Monroe, 12/10/16

**Field Goals:** 2, vs. La.-Monroe, 12/10/16

**Free Throws:** 2, 2x, last vs. La.-Monroe, 12/10/16

**Three Pointers:**

## CAREER HIGHS

**Points:** 6, vs. La.-Monroe, 12/10/16

**Rebounds:** 4, vs. La.-Monroe, 12/10/16

**Assists:** 2, 2x last vs. La.-Monroe, 12/10/16

**Steals:** 3, vs. La.-Monroe, 12/10/16

**Blocks:** 1, 2x, last vs. La.-Monroe, 12/10/16

**Field Goals:** 2, vs. La.-Monroe, 12/10/16

**Free Throws:** 2, 2x, last vs. La.-Monroe, 12/10/16

**Three Pointers:**

## MISCELLANEOUS

**Double-Figure Points:**

**Double-Figure Rebounds:**

**Double-Doubles:**

**5+ Rebounds:**

**5+ Assists:**

**Led Team in Points:**

**Led Team in Rebounds:**

**Led Team in Assists:**

## GLOVER NOTEBOOK

**SEC RANKS:**

**NCAA RANKS:**

**ACCOLADES:**

**LAST GAME:** Saw 2 minutes of action vs. Mississippi Valley State

- Career day vs. La.-Monroe with career highs in pts (6), rebounds (4) and field goal (2)
- 5-10 wing player ranked 86th in her class and the No. 14 ranked wing player in the class of 2016 according to ESPN HoopGurlz and earned a No. 30 ranking from Prospects Nation
- *Louisville Courier Journal* first team all-state selection as a senior
- Senior year averaged 25.0 points, 10.2 rebounds, 3.9 blocks and 3.3 assists
- 
- 

## 2016-17 GAME-BY-GAME STATS// BREE GLOVER

OPPONENT	DATE	GS	MIN	FG	PCT	3FG	PCT	FT	PCT	O-D	TOT	PF	A	T	B	S	PTS
Southeastern La.	11/11	14	1-2	.500	0-0	.000	2-3	.667	0-2	2	2	2	2	1	0	0	4
Lipscomb	11/13	5	0-0	.000	0-0	.000	1-2	.500	1-1	2	1	0	0	0	0	0	1
Jacksonville St.	11/17																
High Point	11/20	4	0-0	.000	0-0	.000	0-0	.000	0-0	0	0	0	0	1	0	0	0
vs. Wisconsin	11/26	2	0-0	.000	0-0	.000	0-0	.000	0-0	0	0	0	0	0	0	0	0
at UNLV	11/27																
Jackson State	12/1	13	0-4	.000	0-0	.000	0-0	.000	0-3	3	1	0	3	0	0	0	0
at West Virginia	12/4																
La.-Monroe	12/10	15	2-7	.286	0-2	.000	2-2	1.00	3-1	4	2	2	2	1	3	6	
Oregon	12/14																
VCU	12/17	5	1-1	1.00	1-1	1.00	0-0	.000	0-0	0	0	0	0	0	0	0	3
Austin Peay	12/20	6	0-1	.000	0-0	.000	0-0	.000	0-0	0	0	0	0	0	0	0	0
Miss. Valley State	12/28	2	0-0	.000	0-0	.000	0-0	.000	0-0	0	0	0	0	0	0	0	0
Arkansas	1/1																
at Alabama	1/5																
at Auburn	1/8																
Tennessee	1/12																
at Mississippi St.	1/16																
at South Carolina	1/19																
Alabama	1/22																
at Kentucky	1/26																
Georgia	1/29																
at Florida	2/6																
LSU	2/9																
Mississippi St.	2/12																
Auburn	2/16																
at Vanderbilt	2/19																
at Missouri	2/23																
Texas A&M	2/26																





## 5 - ERIKA SISK

G • 5-9 • SR. • 2L

OXFORD, MISS. (OXFORD/MURRAY STATE)

MAJOR: GENERAL STUDIES (DEC. GRADUATE)

### SEASON HIGHS

**Points:** 16, vs. Austin Peay, 12/20/16

**Rebounds:** 9, vs. Lipscomb, 11/13/16

**Assists:** 10, vs. VCU, 12/17/16

**Steals:** 6, vs. Mississippi Valley State, 12/28/16

**Blocks:** 1, 3x, last vs. Wisconsin, 11/26/16

**Field Goals:** 7, vs. Lipscomb, 11/13/16

**Free Throws:** 5, vs. Jacksonville State, 11/17/16

**Three Pointers:** 2, vs. Jacksonville State, 11/17/16

### CAREER HIGHS

**Points:** 29, vs. Tennessee State, 2/11/13

**Rebounds:** 9, 2x, last vs. Lipscomb, 11/13/16

**Assists:** 10, vs. VCU, 12/17/16

**Steals:** 8, vs. McNeese State, 12/19/15

**Blocks:** 1, 8x, last vs Wisconsin, 11/26/16

**Field Goals:** 10, 2x, last vs. Tennessee State, 2/11/13

**Free Throws:** 10, vs. LSU, 2/26/15

**Three Pointers:** 3, 4x, last vs. Florida, 1/10/16

### MISCELLANEOUS

**Double-Figure Points:** 7

**Double-Figure Rebounds:**

**Double-Doubles:**

**5+ Rebounds:** 2

**5+ Assists:** 6

**Led Team in Points:** 1

**Led Team in Rebounds:** 1

**Led Team in Assists:** 8

### SISK NOTEBOOK

**SEC RANKS:** Assists (2nd-4.9), Steals/Gm (3rd-2.5); Assist/TO Ratio (10th-1.8)

**NCAA RANKS:** Assists (35th-64), Assists/Gm (59th-4.9), Steals (35th-33); Steals/Gm (60th-2.54)

**ACCOLADES:**

**LAST GAME:** 7 pts, 6 stls, 5 assts, 1 reb in 22 minutes vs. Mississippi Valley State

- Earned 1,000th career point against Jackson State (includes Murray State numbers); Ole Miss' 27th 1,000-point scorer
- First Ole Miss player with double-digit assts since Valencia McFarland in 2014 with 10 vs. VCU; averaging 4.9 assists/gm
- Earned her 300th career assist vs. Mississippi Valley State
- 23 steals from cracking the top 5 all-time at Ole Miss with 225 career steals
- Tied her career high with 9 rebs vs. Lipscomb. Most rebounds since 2014-15 season
- Flirted with a triple double with 11 pts, 8 assts and 8 rebs vs. High Point
- Will serve as team captain along with sophomore Alissa Alston and junior Shandricka Sessom
- Played 100th career game at West Virginia
- Graduated in December with a degree in General Studies

### 2016-17 GAME-BY-GAME STATS// ERIKA SISK

OPPONENT	DATE	GS	MIN	FG	PCT	3FG	PCT	FT	PCT	O-D	TOT	PF	A	T	B	S	PTS
Southeastern La.	11/11	*	33	3-7	.429	1-4	.250	0-0	.000	2-3	5	2	7	5	0	2	7
Lipscomb	11/13	*	30	7-11	.636	0-0	.000	0-3	.00	3-6	9	4	4	0	1	2	14
Jacksonville St.	11/17	*	35	4-11	.364	2-3	.667	5-8	.625	1-3	4	1	6	2	2	5	15
High Point	11/20	*	37	5-13	.385	0-1	.000	1-2	.500	5-3	8	1	8	2	0	1	11
vs. Wisconsin	11/26	*	24	4-5	.800	1-1	1.00	0-2	.000	0-3	3	2	1	4	1	2	9
at UNLV	11/27	*	26	1-5	.200	0-1	.000	1-3	.333	0-3	3	2	3	4	0	2	3
Jackson State	12/1	*	20	4-6	.667	0-0	.000	4-8	.500	4-1	5	3	6	3	0	2	12
at West Virginia	12/4	*	25	5-7	.714	0-0	.000	1-1	1.00	2-0	2	4	3	2	0	0	11
La-Monroe	12/10	*	18	4-10	.400	1-3	.333	4-4	1.00	1-2	3	2	3	2	0	4	13
Oregon	12/14	*	25	3-10	.300	0-3	.000	2-2	1.00	1-1	2	0	7	3	0	3	8
VCU	12/17	*	25	3-6	.500	1-2	.500	1-2	.500	1-1	2	0	10	5	0	1	8
Austin Peay	12/20	*	32	6-13	.462	0-1	.000	4-6	.667	0-2	2	0	1	1	0	3	16
Miss. Valley State	12/28	*	22	3-7	.429	1-1	1.00	0-2	.000	0-1	1	0	5	3	0	6	7
Arkansas	1/1																
at Alabama	1/5																
at Auburn	1/8																
Tennessee	1/12																
at Mississippi St.	1/16																
at South Carolina	1/19																
Alabama	1/22																
at Kentucky	1/26																
Georgia	1/29																
at Florida	2/6																
LSU	2/9																
Mississippi St.	2/12																
Auburn	2/16																
at Vanderbilt	2/19																
at Missouri	2/23																
Texas A&M	2/26																

### CAREER STATISTICS \*THESE STATS INCLUDE SISK'S TIME AT MURRAY STATE (DIFFERENT FROM CAREER SUMMARY IN BACK OF NOTES)

#### ERIKA SISK'S CAREER STATISTICS

Year	GP-GS	FG-FGA	Pct.	3P-A	Pct.	FT-FTA	Pct.	Reb-Avg	Pts.-Avg.	A	B	S
2012-13*	29-29	127-371	.342	34-131	.260	107-158	.677	100-3.4	395-13.6	61	2	53
2014-15	33-33	97-289	.336	15-95	.158	93-140	.664	103-3.0	302-9.2	94	4	73
2015-16	30-28	81-237	.342	10-50	.200	67-95	.705	93-3.1	239-8.0	83	0	66
2016-17	13-13	52-111	.468	7-20	.350	23-43	.535	49-3.8	134-10.3	64	3	33
TOTALS	105-103	357-1008	.354	66-296	.222	290-436	.665	345-3.3	1070-10.2	302	9	225

\*FROM MURRAY STATE



## 10 - CECILIA MUHATE

F/C • 6-2 • SO. • 1L

MADRID, SPAIN (ARTURO SORIA)

MAJOR: PSYCHOLOGY

### SEASON HIGHS

**Points:** 6, vs. Southeastern La., 11/11/16

**Rebounds:** 7, 2x, last vs. La-Monroe, 12/10/16

**Assists:** 1, 2x, last vs. La-Monroe, 12/10/16

**Steals:** 1, 2x, last vs. Jacksonville State, 11/17/16

**Blocks:** 1, 3x, last vs. Mississippi Valley State, 12/28/16

**Field Goals:** 2 vs. Southeastern La, 11/11/16

**Free Throws:** 3, vs. La-Monroe, 12/10/16

**Three Pointers:**

### CAREER HIGHS

**Points:** 8, at South Carolina, 1/28/16

**Rebounds:** 9, vs. Florida, 1/10/16

**Assists:** 2, 3x, last at Georgia, 2/7/16

**Steals:** 2, vs. Missouri State, 11/19/15

**Blocks:** 2, 2x, last at Alabama, 2/4/16

**Field Goals:** 4, at South Carolina, 1/28/16

**Free Throws:** 3, vs. La-Monroe, 12/10/16

**Three Pointers:**

### MISCELLANEOUS

**Double-Figure Points:**

**Double-Figure Rebounds:**

**Double-Doubles:**

**5+ Rebounds:** 3

**5+ Assists:**

**Led Team in Points:**

**Led Team in Rebounds:** 2

**Led Team in Assists:**

### MUHATE NOTEBOOK

SEC RANKS:

NCAA RANKS:

ACCOLADES:

LAST GAME: 4 rebs, 2 pts and 1 blk in 10 minutes vs. Mississippi Valley State

- Has grabbed a rebound in each of the last three games
- Has posted three games of 5+ rebounds; tied season-high with 7 rebs vs. La.-Monroe (Dec. 10)
- Averaged 2.1 ppg, 2.9 rpg in 23 appearances as a freshman in 2015-16. Made one start vs. Missouri State (11/19/16)
- Joins Shequila Joseph as internationals on the Ole Miss squad hailing from Madrid, Spain
- In summer of 2015 was a member of Spain's U18 national team which won gold at the Euro Championships
- 
- 
- 
- 
- 
- 

### 2016-17 GAME-BY-GAME STATS//CECILIA MUHATE

OPPONENT	DATE	GS	MIN	FG	PCT	3FG	PCT	FT	PCT	O-D	TOT	PF	A	T	B	S	PTS
Southeastern La.	11/11		12	2-4	.500	0-0	.000	2-2	1.00	1-6	7	2	0	3	1	0	6
Lipscomb	11/13		10	0-2	.000	0-0	.000	0-0	.000	1-2	3	1	1	1	0	1	0
Jacksonville St.	11/17		4	0-0	.000	0-0	.000	0-0	.000	0-1	1	2	0	0	0	1	0
High Point	11/20		3	0-0	.000	0-0	.000	0-0	.000	0-0	0	0	0	0	0	0	0
vs. Wisconsin	11/26		7	0-0	.000	0-0	.000	0-0	.000	1-2	3	1	0	3	0	0	0
at UNLV	11/27																
Jackson State	12/1		18	1-2	.500	0-0	.000	0-2	.000	1-4	5	3	0	0	0	0	2
at West Virginia	12/4		2	0-1	.000	0-0	.000	0-0	.000	0-0	0	0	0	0	0	0	0
La-Monroe	12/10		19	1-5	.200	0-0	.000	3-6	.500	4-3	7	1	1	1	0	0	5
Oregon	12/14		2	0-1	.000	0-0	.000	0-0	.000	0-0	0	0	0	0	0	0	0
VCU	12/17		8	1-1	1.00	0-0	.000	0-0	.000	0-2	2	1	0	0	1	0	2
Austin Peay	12/20		11	0-0	1.000	0-0	.000	0-0	.000	0-2	2	3	0	0	0	0	0
Miss. Valley State	12/28		10	1-4	.350	0-0	.000	0-0	.000	3-1	4	1	0	0	1	0	2
Arkansas	1/1																
at Alabama	1/5																
at Auburn	1/8																
Tennessee	1/12																
at Mississippi St.	1/16																
at South Carolina	1/19																
Alabama	1/22																
at Kentucky	1/26																
Georgia	1/29																
at Florida	2/6																
LSU	2/9																
Mississippi St.	2/12																
Auburn	2/16																
at Vanderbilt	2/19																
at Missouri	2/23																
Texas A&M	2/26																



## 11 - SHEQUILA JOSEPH

F • 6-3 • SR. • 3L

LONDON, ENGLAND (BARKING ABBEY)

MAJOR: EXERCISE SCIENCE

### SEASON HIGHS

**Points:** 13, vs. Jacksonville State, 11/17/16

**Rebounds:** 11, at West Virginia, 12/4/16

**Assists:** 2, 5x last vs. VCU, 12/17/16

**Steals:** 3, vs. Jackson State, 12/1/16

**Blocks:** 2, vs. La-Monroe, 12/10/16

**Field Goals:** 5 vs. Jacksonville State, 11/17/16

**Free Throws:** 2 vs. High Point, 11/20/16

**Three Pointers:** 3 vs. Jacksonville State, 11/17/16

### CAREER HIGHS

**Points:** 21, 2x last vs. Kentucky, 1/21/16

**Rebounds:** 11, at West Virginia, 12/4/16

**Assists:** 8, vs. South Alabama, 12/14/14

**Steals:** 3, 6x, last vs Jackson State, 12/1/16

**Blocks:** 3, at Kentucky, 1/4/15

**Field Goals:** 8, 2x last vs. Kentucky, 1/21/16

**Free Throws:** 7, vs. Missouri, 1/2/14

**Three Pointers:** 5, 2x, last vs. Kentucky, 1/21/16

### MISCELLANEOUS

**Double-Figure Points:** 1

**Double-Figure Rebounds:** 2

**Double-Doubles:**

**5+ Rebounds:** 7

**5+ Assists:**

**Led Team in Points:**

**Led Team in Rebounds:** 3

**Led Team in Assists:**

### JOSEPH NOTEBOOK

SEC RANKS:

NCAA RANKS:

ACCOLADES:

**LAST GAME:** 6 rebs, 2 stls, 1 blk, 1 asst in 16 minutes vs. Mississippi Valley State

- Has recorded 5+ rebounds in 7 games
- 11 rebounds vs. No. 16 West Virginia is new career best
- Approaching 100th career 3-PT FG (91); has hit a triple in 8 of 13 games this season
- Played her 100th career game vs. UNLV
- Grabbed her 300th rebound against Lipscomb and scored her 500th career point against Southeastern La.
- Joins Bretta Hart as members of Matt Insell's first recruiting class at Ole Miss
- Hails from London England and is one of two internationals on the roster
- 
- 
- 

### 2016-17 GAME-BY-GAME STATS//SHEQUILA JOSEPH

OPPONENT	DATE	GS	MIN	FG	PCT	3FG	PCT	FT	PCT	O-D	TOT	PF	A	T	B	S	PTS
Southeastern La.	11/11	*	15	1-2	.500	1-2	.500	1-2	.500	2-5	7	0	2	2	1	0	4
Lipscomb	11/13	*	21	3-5	.600	2-3	.667	0-2	.000	5-2	7	2	2	0	0	2	8
Jacksonville St.	11/17	*	34	5-10	.500	3-6	.500	0-0	.000	2-7	9	0	2	3	3	2	13
High Point	11/20	*	29	2-10	.200	1-4	.250	2-4	.500	4-6	10	5	0	2	1	1	7
vs. Wisconsin	11/26	*	11	0-4	.000	0-0	.000	0-0	.000	3-0	3	3	0	1	0	1	0
at UNLV	11/27	*	21	0-5	.000	0-4	.000	0-0	.000	0-2	2	1	1	2	0	1	0
Jackson State	12/1		13	2-3	.667	1-2	.500	0-0	.000	3-1	4	0	2	1	0	3	5
at West Virginia	12/4	*	32	2-8	.250	1-3	.333	1-2	.500	6-5	11	2	1	0	0	0	6
La-Monroe	12/10	*	13	1-4	.250	0-1	.000	0-0	.000	1-4	5	0	0	0	2	2	2
Oregon	12/14	*	14	1-4	.250	1-4	.250	0-0	.000	1-2	3	2	1	0	0	1	3
VCU	12/17	*	17	3-4	.750	1-2	.500	0-0	.000	0-3	3	3	2	1	0	0	7
Austin Peay	12/20	*	1	0-1	.000	0-1	.000	0-0	.000	0-0	0	0	0	0	0	0	0
Miss. Valley State	12/28	*	16	0-4	.000	0-3	.000	0-0	.000	1-5	6	3	1	0	1	2	0
Arkansas	1/1																
at Alabama	1/5																
at Auburn	1/8																
Tennessee	1/12																
at Mississippi St.	1/16																
at South Carolina	1/19																
Alabama	1/22																
at Kentucky	1/26																
Georgia	1/29																
at Florida	2/6																
LSU	2/9																
Mississippi St.	2/12																
Auburn	2/16																
at Vanderbilt	2/19																
at Missouri	2/23																
Texas A&M	2/26																



## 20 - MADINAH MUHAMMAD

G • 5-8 • SO. • 1L

CHICAGO, ILL. (WHITNEY YOUNG)

MAJOR: EXERCISE SCIENCE

### SEASON HIGHS

- Points:** 24, at UNLV, 11/27/16
- Rebounds:** 5, vs. UNLV, 11/27/16
- Assists:** 4, vs. La.-Monroe 12/10/16
- Steals:** 7 vs. Southeastern La. 11/11/16
- Blocks:** 1, 2x, last vs. No. 25 Oregon, 12/14/16
- Field Goals:** 8, at UNLV, 11/27/16
- Free Throws:** 7, vs. La-Monroe, 12/10/16
- Three Pointers:** 4, 2x, last vs. La-Monroe, 12/10/16

### CAREER HIGHS

- Points:** 24, at UNLV, 11/27/16
- Rebounds:** 5, vs. UNLV, 11/27/16
- Assists:** 4, 2x, last vs. La-Monroe, 12/10/16
- Steals:** 7, vs. Southeastern La, 11/11/16
- Blocks:** 1, 8x, last vs. No. 25 Oregon, 12/14/16
- Field Goals:** 8, at UNLV, 11/27/16
- Free Throws:** 10, vs Mississippi State 2/21/16
- Three Pointers:** 4, 4x, last vs. La-Monroe 12/10/16

### MISCELLANEOUS

- Double-Figure Points:** 6
- Double-Figure Rebounds:**
- Double-Doubles:**
- 5+ Rebounds:**
- 5+ Assists:**
- Led Team in Points:** 4
- Led Team in Rebounds:**
- Led Team in Assists:**

### MUHAMMAD NOTEBOOK

**SEC RANKS:** Free Throw Percentage (5th-.829); Steals (5th-2.4); 3PT FGs Made (8th-1.9/Gm);Minutes Played (12th-31.8); Scoring (19th-14.1)  
**NCAA RANKS:** Free Throw Percentage (87th-.829), Steals/Gm (79th-2.40)

**ACCOLADES:**

**LAST GAME:** 10 pts, 4 rebs, 3 asst, 3 stls in 23 minutes vs. Mississippi Valley State

- In double figures for the third straight game and seventh time with 10 pts vs. Mississippi Valley
- Five games with multiple 3-PT FG's; is averaging, including each of her last three games.
- Third 20-point game vs. La.- Monroe; most 20-point outings for a Rebel this season
- Tied career-high with 4 assists vs. La-Monroe (Dec. 10) and posted career high five rebounds vs. UNLV (Nov. 27)
- New career high with 24 pts vs. UNLV; only Ole Miss player with back-to-back games of 20+ this season
- Set a career high in steals with a game-high 7 vs. Southeastern La.; also tied career high in field goals (7)
- Nine game 3-PT FG streak snapped after going 0-2 from long range at No. 16 West Virginia
- Has increased offensive production by 6.6 ppg from freshman to sophomore season

### 2016-17 GAME-BY-GAME STATS//MADINAH MUHAMMAD

OPPONENT	DATE	GS	MIN	FG	PCT	3FG	PCT	FT	PCT	O-D	TOT	PF	A	T	B	S	PTS
Southeastern La.	11/11	*	37	7-15	.467	1-6	.167	1-3	.333	1-2	3	1	2	3	1	7	16
Lipscomb	11/13	*	34	3-13	.231	1-7	.143	2-2	1.00	2-2	4	2	1	2	0	0	9
Jacksonville St.	11/17	*	36	2-5	.400	1-2	.500	7-8	.875	0-2	2	1	3	2	0	1	12
High Point	11/20																
- DNP - Concussion Symptoms																	
vs. Wisconsin	11/26	*	35	7-20	.350	3-8	.375	5-7	.714	1-1	2	4	0	2	0	3	22
at UNLV	11/27	*	38	8-13	.615	4-6	.667	4-4	1.00	1-4	5	4	2	5	0	3	24
Jackson State	12/1	*	20	2-8	.250	1-4	.250	0-0	.000	1-0	1	3	0	3	0	1	5
at West Virginia	12/4	*	28	1-7	.143	0-2	.000	2-2	1.00	1-2	3	5	0	2	0	3	4
La-Monroe	12/10	*	33	5-12	.417	4-9	.444	7-9	.778	0-1	1	0	4	1	0	2	21
Oregon	12/14	*	34	5-13	.385	2-6	.333	6-6	1.00	2-2	4	1	2	3	1	1	18
VCU	12/17																
-DNP - Foot injury (Day-to-Day)																	
Austin Peay	12/20																
-DNP - Foot injury (Day-to-Day)																	
Miss. Valley State	12/28	*	23	4-12	.333	2-6	.333	0-0	.000	2-2	4	2	3	3	0	3	10
Arkansas	1/1																
at Alabama	1/5																
at Auburn	1/8																
Tennessee	1/12																
at Mississippi St.	1/16																
at South Carolina	1/19																
Alabama	1/22																
at Kentucky	1/26																
Georgia	1/29																
at Florida	2/6																
LSU	2/9																
Mississippi St.	2/12																
Auburn	2/16																
at Vanderbilt	2/19																
at Missouri	2/23																
Texas A&M	2/26																





# 21 - CHRISHAE ROWE

**G • 5-10 • JR. • TRANSFER**  
**RIVERSIDE, CALIF. (KENTUCKY)**  
**MAJOR: GENERAL STUDIES**

## SEASON HIGHS

- Points:** 20, vs. Austin Peay, 12/20/16
- Rebounds:** 7, vs. Austin Peay, 12/20/16
- Assists:** 3, vs. Mississippi Valley State, 12/28/16
- Steals:** 3, vs. Mississippi Valley State, 12/28/16
- Blocks:** 1, vs. Mississippi Valley State, 12/28/16
- Field Goals:** 8, vs. Austin Peay, 12/20/16
- Free Throws:** 4, 2x, last vs. Austin Peay, 12/20/16
- Three Pointers:**

## CAREER HIGHS

- Points:** 41, vs. Seattle, 2/4/13
- Rebounds:** 14, vs Sacramento State, 11/17/13
- Assists:** 5, vs. Cal State - Northridge, 12/29/13
- Steals:** 5, 4x, last vs Utah, 2/8/14
- Blocks:** 2, at Arizona State, 2/28/14
- Field Goals:** 12, 3x last vs. Utah, 2/8/14
- Free Throws:** 13, vs. Arizona State, 2/28/14
- Three Pointers:** 7, vs. Utah, 2/8/14

## MISCELLANEOUS

- Double-Figure Points:** 2
- Double-Figure Rebounds:**
- Double-Doubles:**
- 5+ Rebounds:** 2
- 5+ Assists:**
- Led Team in Points:** 2
- Led Team in Rebounds:**
- Led Team in Assists:** 1

## ROWE NOTEBOOK

**SEC RANKS:**

**NCAA RANKS:**

**ACCOLADES:** 2013-14 Pac-12 Freshman of the Year (at Oregon) by several publications; Pac-12 All Freshman Team (2014)

**LAST GAME:** 6 rebs, 3 assts, 3 stls, 2 pts, 1 blk in 19 minutes vs. Mississippi Valley State

- Second consecutive game in double figures with season-best 20 pts vs. Austin Peay; has led Ole Miss in scoring off the bench in two of the last three games
- Averaging 6.5 rebounds in last two outings
- Made her Ole Miss debut vs. No. 25 Oregon (Dec. 14) after sitting out the first semester due to NCAA transfer rules
- Was the 2013-14 Pac 12 Freshman of the Year at Oregon by several publications. Averaged 21.6 ppg and still holds the top three single-game scoring records for the Ducks (41 vs. Seattle, 39 vs. Arizona State and 38 vs. Utah)

## 2016-17 GAME-BY-GAME STATS//CHRISHAE ROWE

OPPONENT	DATE	GS	MIN	FG	PCT	3FG	PCT	FT	PCT	O-D	TOT	PF	A	T	B	S	PTS	
Southeastern La.	11/11																	- Sat due to NCAA transfer rules -
Lipscomb	11/13																	- Sat due to NCAA transfer rules -
Jacksonville St.	11/17																	- Sat due to NCAA transfer rules -
High Point	11/20																	- Sat due to NCAA transfer rules -
vs. Wisconsin	11/26																	- Sat due to NCAA transfer rules -
at UNLV	11/27																	- Sat due to NCAA transfer rules -
Jackson State	12/1																	- Sat due to NCAA transfer rules -
at West Virginia	12/4																	- Sat due to NCAA transfer rules -
La-Monroe	12/10																	- Sat due to NCAA transfer rules -
Oregon	12/14	11	2-6	.333	0-2	.000	2-3	.667	1-0	1	0	0	0	0	1	6		
VCU	12/17	22	5-13	.385	0-2	.000	4-6	.667	0-2	2	3	0	2	0	0	14		
Austin Peay	12/20	21	8-11	.727	0-0	.000	4-4	1.00	3-4	7	1	1	2	0	2	20		
Miss. Valley State	12/28	19	1-10	.100	0-3	.000	0-0	.000	3-3	6	2	3	2	1	3	2		
Arkansas	1/1																	
at Alabama	1/5																	
at Auburn	1/8																	
Tennessee	1/12																	
at Mississippi St.	1/16																	
at South Carolina	1/19																	
Alabama	1/22																	
at Kentucky	1/26																	
Georgia	1/29																	
at Florida	2/6																	
LSU	2/9																	
Mississippi St.	2/12																	
Auburn	2/16																	
at Vanderbilt	2/19																	
at Missouri	2/23																	
Texas A&M	2/26																	

## CAREER STATISTICS \*THESE STATS INCLUDE ROWE'S TIME AT OREGON (DIFFERENT FROM CAREER SUMMARY IN BACK OF NOTES)

CHRISHAE ROWE'S CAREER STATISTICS												
Year	GP-GS	FG-FGA	Pct.	3P-A	Pct.	FT-FTA	Pct.	Reb-Avg	Pts.-Avg.	A	B	S
2013-14*	32-26	246-654	.376	81-263	.307	117-162	.722	212-6.6	690-21.6	45	10	72
2016-17	4-0	16-40	.400	0-7	.000	10-13	.769	16-4.0	42-10.5	4	1	6
TOTALS	36-26	262-694	.377	81-270	.30	127-175	.725	228-6.3	732-20.3	49	11	78

\*FROM OREGON



## 23 - SHANDRICKA SESSOM

G • 5-10 • JR. • 2L

BYHALIA, MISS. (BYHALIA)

MAJOR: EXERCISE SCIENCE

### SEASON HIGHS

**Points:** 26, vs. Lipscomb, 11/13/16

**Rebounds:** 11 vs. Jacksonville State, 11/17/16

**Assists:** 6, vs. La.-Monroe, 12/10/16

**Steals:** 5, at West Virginia, 12/4/16

**Blocks:** 3, at UNLV, 11/27/16

**Field Goals:** 11, vs. Lipscomb, 11/13/16

**Free Throws:** 3, at West Virginia, 12/4/16

**Three Pointers:** 4, 2x, last vs. La.-Monroe, 12/10/16

### CAREER HIGHS

**Points:** 28, vs. Arkansas-Pine Bluff, 12/6/15

**Rebounds:** 11, 2x, last vs. Jacksonville State, 11/17/16

**Assists:** 7, vs. Alabama A&M, 12/29/15

**Steals:** 5, 2x, last at West Virginia, 12/4/16

**Blocks:** 3, at UNLV, 11/27/16

**Field Goals:** 11, 3x, last vs. Lipscomb, 11/13/16

**Free Throws:** 7, at Middle Tennessee, 3/26/15

**Three Pointers:** 6, vs. Arkansas-Pine Bluff, 12/6/15

### MISCELLANEOUS

**Double-Figure Points:** 10

**Double-Figure Rebounds:** 2

**Double-Doubles:** 2

**5+ Rebounds:** 6

**5+ Assists:**

**Led Team in Points:** 3

**Led Team in Rebounds:** 5

**Led Team in Assists:** 1

### SESSOM NOTEBOOK

**SEC RANKS:** 3-PT FG Made (13th-1.7), Scoring (23th-12.8)

**NCAA RANKS:** FG Attempts (76th-169)

**LAST GAME:** 11 pts, 5 rebs, 1 stl in 21 minutes vs. Mississippi Valley State

**ACCOLADES:** 2016 C Spire Gillom Trophy Finalist - Top collegiate WBB player in Mississippi; Member of SEC Women's Basketball Leadership Council; Allstate WBCA/NABC Good Works Team Nominee

- 10 games in double figures including each of the last three games; her 10 games in double figures are the most this season for an Ole Miss player
- Six assists vs. La.-Monroe is a season high and one off her career-best
- Five steals against West Virginia ties career best
- Recorded fourth career double-double with 18 pts and 10 rebs vs. Jackson State; second double-double this season
- Ninth 20-point game with 26 points vs. Lipscomb; two shy of tying her career-best
- Averaged 15.6 ppg, 5.1 rpg, 1.7 apg and 1.4 spg during sophomore season and was the No. 6 scorer in the SEC
- Will serve as team captain along with Erika Sisk and Alissa Alston
- 

### 2016-17 GAME-BY-GAME STATS//SHANDRICKA SESSOM

OPPONENT	DATE	GS	MIN	FG	PCT	3FG	PCT	FT	PCT	O-D	TOT	PF	A	T	B	S	PTS
Southeastern La.	11/11	*	20	3-11	.273	3-7	.429	1-2	.500	0-3	3	4	1	1	1	0	10
Lipscomb	11/13	*	32	11-19	.579	3-8	.375	1-2	.500	1-3	4	3	1	1	0	2	26
Jacksonville St.	11/17	*	35	5-13	.385	1-4	.250	0-1	.000	2-9	11	3	0	5	1	1	11
High Point	11/20	*	37	7-21	.333	4-9	.444	0-0	.000	2-3	5	2	3	2	0	1	18
vs. Wisconsin	11/26	*	17	2-8	.250	0-5	.000	1-1	1.00	0-1	1	4	1	2	0	2	5
at UNLV	11/27	*	35	5-16	.313	2-5	.400	0-0	.000	2-4	6	4	2	3	0	0	12
Jackson State	12/1	*	30	8-17	.471	2-8	.250	0-0	.000	1-9	10	0	2	3	2	1	18
at West Virginia	12/4	*	34	3-9	.333	0-1	.000	3-4	.750	1-1	2	4	2	4	0	5	9
La.-Monroe	12/10	*	29	6-11	.545	4-6	.667	0-0	.000	0-2	2	3	6	1	0	2	16
Oregon	12/14	*	27	4-10	.400	0-4	.000	0-0	.000	1-5	6	1	2	0	0	0	8
VCU	12/17	*	19	5-10	.500	2-3	.667	0-0	.000	1-2	3	4	0	2	0	1	12
Austin Peay	12/20	*	25	5-11	.455	0-2	.000	0-2	.000	2-6	8	2	1	1	0	3	10
Miss. Valley State	12/28	*	21	5-13	.385	1-5	.200	0-0	.000	1-4	5	2	0	1	0	1	11
Arkansas	1/1																
at Alabama	1/5																
at Auburn	1/8																
Tennessee	1/12																
at Mississippi St.	1/16																
at South Carolina	1/19																
Alabama	1/22																
at Kentucky	1/26																
Georgia	1/29																
at Florida	2/6																
LSU	2/9																
Mississippi St.	2/12																
Auburn	2/16																
at Vanderbilt	2/19																
at Missouri	2/23																
Texas A&M	2/26																



## 24 - BRETТА HART

F • 6-1 • SR. • 3L

POPLARVILLE, MISS. (BAY)

MAJOR: GENERAL STUDIES

### SEASON HIGHS

**Points:** 11 pts, vs. Jackson State, 12/1/16

**Rebounds:** 10, vs. Jackson State, 12/2/16

**Assists:** 3, vs. Wisconsin, 11/26/16

**Steals:** 1, 3x last vs. Austin Peay, 12/20/16

**Blocks:** 3, vs. No. 25 Oregon, 12/14/16

**Field Goals:** 5, vs. Jackson State, 12/1/16

**Free Throws:** 3, vs. Mississippi Valley State, 12/28/16

**Three Pointers:**

### CAREER HIGHS

**Points:** 20, vs. Alabama A&M, 12/29/15

**Rebounds:** 19, vs. UL-Lafayette, 11/15/15

**Assists:** 3, vs. Wisconsin, 11/26/16

**Steals:** 4, 2x last vs. Mississippi State, 2/21/16

**Blocks:** 4, vs. Vanderbilt, 3/2/16

**Field Goals:** 9, vs. Alabama A&M, 12/29/15

**Free Throws:** 5, vs. Jacksonville State, 11/8/13

**Three Pointers:**

### MISCELLANEOUS

**Double-Figure Points:** 1

**Double-Figure Rebounds:** 1

**Double-Doubles:** 1

**5+ Rebounds:** 3

**5+ Assists:**

**Led Team in Points:**

**Led Team in Rebounds:** 2

**Led Team in Assists:** 1

### HART NOTEBOOK

**SEC RANKS:**

**NCAA RANKS:**

**ACCOLADES:**

**LAST GAME:** 7 pts, 2 rebs, 1 asst in 12 minutes vs. Mississippi Valley State

- Two games in double figures in the last 6 games; has grabbed a rebound in each game this season and has recorded 5+ in 5 of the last 7 games
- First double-double of the season against Jackson State, second career double-double and first since freshman season
- Perfect 3-of-3 from the floor against High Point
- Career-high 3 assts vs. Wisconsin
- Career high 19 rebounds vs. UL-Lafayette and 18 vs. Western Kentucky; those were two of the top three rebounding performances in the SEC in 2015-16.
- Joins Shequila Joseph as members of Matt Insell's first recruiting class at Ole Miss
- Will become the first member of her family to graduate this spring

### 2016-17 GAME-BY-GAME STATS//BRETТА HART

OPPONENT	DATE	GS	MIN	FG	PCT	3FG	PCT	FT	PCT	O-D	TOT	PF	A	T	B	S	PTS
Southeastern La.	11/11	7	0-0	.000	0-0	.000	2-2	1.00	2-1	3	0	0	1	1	0	2	
Lipscomb	11/13	6	0-1	.000	0-0	.000	0-0	.000	0-1	1	0	0	0	0	0	0	
Jacksonville St.	11/17	12	1-4	.250	0-0	.000	0-0	.000	2-1	3	1	0	0	0	0	2	
High Point	11/20	10	3-3	1.00	0-0	.000	0-0	.00	1-2	3	1	1	0	0	0	6	
vs. Wisconsin	11/26	9	1-3	.333	0-0	.000	0-0	.000	1-0	1	4	3	1	0	0	2	
at UNLV	11/27	15	2-3	.667	0-0	.000	0-0	.000	0-3	3	4	0	1	1	1	4	
Jackson State	12/1	12	5-6	.833	0-0	.000	1-2	.500	5-5	10	3	0	0	2	1	11	
at West Virginia	12/4	1	0-0	.000	0-0	.00	0-0	.000	1-0	1	1	0	1	0	0	0	
La-Monroe	12/10	19	5-7	.714	0-0	.000	0-0	.000	1-5	6	1	0	0	1	2	10	
Oregon	12/14	25	4-6	.667	0-0	.000	0-0	.000	5-4	9	0	1	0	3	0	8	
VCU	12/17	10	0-1	.000	0-0	.000	0-0	.000	0-5	5	2	0	0	0	0	0	
Austin Peay	12/20	14	0-0	.000	0-0	.000	1-2	.500	0-5	5	1	0	1	0	1	1	
Miss. Valley State	12/28	12	2-3	.667	0-0	.000	3-4	.750	0-2	2	0	1	0	0	0	7	
Arkansas	1/1																
at Alabama	1/5																
at Auburn	1/8																
Tennessee	1/12																
at Mississippi St.	1/16																
at South Carolina	1/19																
Alabama	1/22																
at Kentucky	1/26																
Georgia	1/29																
at Florida	2/6																
LSU	2/9																
Mississippi St.	2/12																
Auburn	2/16																
at Vanderbilt	2/19																
at Missouri	2/23																
Texas A&M	2/26																



## 25 - ALISSA ALSTON

G • 5-8 • SO. • 1L

NEW HAVEN, CONN. (UPPER ROOM CHRISTIAN)

MAJOR: RECREATION ADMINISTRATION

### SEASON HIGHS

**Points:** 14, vs. Jackson State, 12/1/16

**Rebounds:** 3, vs. No. 25 Oregon, 12/14/16

**Assists:** 9, vs. La.-Monroe, 12/10/16

**Steals:** 5, vs. Mississippi Valley State, 12/28/16

**Blocks:** 1, at UNLV, 11/27/16

**Field Goals:** 5, vs. Jackson State, 12/1/16

**Free Throws:** 6, vs. Wisconsin, 11/26/16

**Three Pointers:** 2, vs. VCU, 12/17/16

### CAREER HIGHS

**Points:** 17, vs. Florida, 1/10/16

**Rebounds:** 7, at Wagner, 11/29/15

**Assists:** 9, vs. La.-Monroe, 12/10/16

**Steals:** 5, 2x, last vs. Mississippi Valley State, 12/28/16

**Blocks:** 1, 3x, last at UNLV, 11/27/16

**Field Goals:** 6, vs. Florida, 1/10/16

**Free Throws:** 6, 3x vs. Wisconsin, 11/26/16

**Three Pointers:** 2, 2x, last vs. VCU, 12/17/16

### MISCELLANEOUS

**Double-Figure Points:** 1

**Double-Figure Rebounds:**

**Double-Doubles:**

**5+ Rebounds:**

**5+ Assists:** 2

**Led Team in Points:**

**Led Team in Rebounds:**

**Led Team in Assists:** 4

### ALSTON NOTEBOOK

**SEC RANKS:** Assist/To Ratio (5th-2.7)

**NCAA RANKS:** Assist/TO Ratio (23rd-2.73)

**ACCOLADES:**

**LAST GAME:** 8 pts, 5 stls, 1 reb, 1 asst in 18 minutes vs. Mississippi Valley State

- Made season debut vs. High Point after missing first three games with shoulder injury; has scored in every game she has played in this season

- Tied her career-best with 5 stls vs. Mississippi Valley State

- Career-high 9 assists vs. La.-Monroe

- Season-high 14 pts vs. Jackson State; first game in double figures this season and the fifth time in her career

- Averaged 4.1 ppg, 1.7 rpg and 1.5 apg as a freshman

- Career high 17 points vs. Florida (1/10/16); reached double figures four times in 2015-16

- Will serve as team captain along with senior Erika Sisk and junior Shandricka Sessom

- 

- 

### 2016-17 GAME-BY-GAME STATS//ALISSA ALSTON

OPPONENT	DATE	GS	MIN	FG	PCT	3FG	PCT	FT	PCT	O-D	TOT	PF	A	T	B	S	PTS	
Southeastern La.	11/11																	-DNP-injury
Lipscomb	11/13																	-DNP- injury
Jacksonville St.	11/17																	-DNP- injury
High Point	11/20	16	1-3	.333	0-2	.000	3-4	.750	0-1	1	1	1	1	1	0	0	5	
vs. Wisconsin	11/26	17	1-3	.333	0-0	.000	6-7	.857	0-1	1	2	2	0	0	1	1	8	
at UNLV	11/27	10	0-1	.000	0-1	.000	1-1	1.00	0-1	1	4	4	2	1	0	1	1	
Jackson State	12/1	19	5-9	.556	1-2	.500	3-4	.750	0-2	2	2	7	1	0	1	0	14	
at West Virginia	12/4	17	0-5	.000	0-0	.000	2-2	1.00	0-1	1	2	0	2	0	0	2	2	
La.-Monroe	12/10	23	2-6	.333	0-2	.00	0-0	.000	1-0	1	2	9	2	0	4	4	4	
Oregon	12/14	15	1-3	.333	0-0	.000	0-0	.000	1-2	3	1	2	0	0	0	2	2	
VCU	12/17	23	3-6	.500	2-4	.500	1-2	.500	0-0	0	2	3	1	0	1	9	9	
Austin Peay	12/20	12	2-6	.333	1-1	1.00	1-1	1.00	0-0	0	2	1	0	0	0	6	6	
Miss. Valley State	12/28	18	3-5	.600	0-0	.000	2-2	1.00	1-0	1	1	1	2	0	5	8	8	
Arkansas	1/1																	
at Alabama	1/5																	
at Auburn	1/8																	
Tennessee	1/12																	
at Mississippi St.	1/16																	
at South Carolina	1/19																	
Alabama	1/22																	
at Kentucky	1/26																	
Georgia	1/29																	
at Florida	2/6																	
LSU	2/9																	
Mississippi St.	2/12																	
Auburn	2/16																	
at Vanderbilt	2/19																	
at Missouri	2/23																	
Texas A&M	2/26																	





## 32 - KATE RODGERS

F • 6-2 • FR. • HS

BIRMINGHAM, ALA. (WENONAH)

MAJOR: BROADCAST JOURNALISM

### SEASON HIGHS

**Points:** 6, vs. La.-Monroe, 12/10/16

**Rebounds:** 8, vs. Wisconsin, 11/26/16

**Assists:** 1, 2x last vs. Wisconsin, 11/26/16

**Steals:** 2, vs. Jackson State, 12/1/16

**Blocks:** 1, vs. Mississippi Valley State, 12/28/16

**Field Goals:** 2, 2x, last vs. La.-Monroe, 12/10/16

**Free Throws:** 2, vs. La.-Monroe, 12/10/16

**Three Pointers:**

### CAREER HIGHS

**Points:** 6, vs. La.-Monroe, 12/10/16

**Rebounds:** 8, vs. Wisconsin, 11/26/16

**Assists:** 1, 2x last vs. Wisconsin, 11/26/16

**Steals:** 2, vs. Jackson State, 12/1/16

**Blocks:** 1, vs. Mississippi Valley State, 12/28/16

**Field Goals:** 2, 2x, last vs. La.-Monroe, 12/10/16

**Free Throws:** 2, vs. La.-Monroe, 12/10/16

**Three Pointers:**

### MISCELLANEOUS

**Double-Figure Points:**

**Double-Figure Rebounds:**

**Double-Doubles:**

**5+ Rebounds:** 3

**5+ Assists:**

**Led Team in Points:**

**Led Team in Rebounds:** 1

**Led Team in Assists:**

### RODGERS NOTEBOOK

**SEC RANKS:**

**NCAA RANKS:**

**ACCOLADES:**

**LAST GAME:** 1 blk in 6 minutes vs. Mississippi Valley State

- Has grabbed a rebound in 4 of the last 5 games and had tallied 5+ on four occasions
- Career-high 6 pts vs. La.-Monroe; first point in two games and most points since 4 pts in opener vs. Southeastern La.
- Career-high eight rebounds vs. Wisconsin; most rebounds by an Ole Miss freshman this season
- Earned first career start against Jackson State; first Ole Miss freshman to make a start this year
- Top 50 ranking and the No. 9 forward in the Class of 2016 according to Prospects Nation
- Averaged 11.1 points, 8.7 rebounds and 2.2 blocks a game for the Class 5A three-time state champion Dragons
- 2016 All-Metro Birmingham Player of the Year and Super Five selection
- Led her prep squad to a 121-20 record in four years, including 65-3 during her junior and senior seasons
- 
- 

### 2016-17 GAME-BY-GAME STATS//KATE RODGERS

OPPONENT	DATE	GS	MIN	FG	PCT	3FG	PCT	FT	PCT	O-D	TOT	PF	A	T	B	S	PTS
Southeastern La.	11/11		11	2-4	.500	0-0	.000	0-0	.000	2-3	5	2	1	3	0	1	4
Lipscomb	11/13		3	0-0	.000	0-0	.000	0-0	.000	0-0	0	2	0	1	0	1	0
Jacksonville St.	11/17									- DNP - Coaches Decision							
High Point	11/20		3	0-0	.000	0-0	.000	0-0	.000	0-1	1	2	0	0	0	0	0
vs. Wisconsin	11/26		13	1-1	1.00	0-0	.000	0-0	.000	1-7	8	0	1	1	0	0	2
at UNLV	11/27		4	0-1	.000	0-1	.000	0-0	.000	0-0	0	0	0	0	0	0	0
Jackson State	12/1	*	9	0-1	.000	0-0	.000	0-0	.000	0-3	3	2	0	3	0	2	0
at West Virginia	12/4									- DNP - Coaches Decision							
La.-Monroe	12/10		11	2-5	.400	0-0	.000	2-2	1.00	3-3	6	1	0	1	0	0	6
Oregon	12/14									- DNP - Coaches Decision							
VCU	12/17		8	0-1	.000	0-0	.000	0-0	.000	0-1	1	0	0	0	0	1	0
Austin Peay	12/20		13	1-1	1.00	0-0	.000	0-0	.000	2-4	6	0	0	3	0	1	2
Miss. Valley State	12/28		6	0-0	.000	0-0	.000	0-0	.000	0-0	0	0	0	0	1	0	0
Arkansas	1/1																
at Alabama	1/5																
at Auburn	1/8																
Tennessee	1/12																
at Mississippi St.	1/16																
at South Carolina	1/19																
Alabama	1/22																
at Kentucky	1/26																
Georgia	1/29																
at Florida	2/6																
LSU	2/9																
Mississippi St.	2/12																
Auburn	2/16																
at Vanderbilt	2/19																
at Missouri	2/23																
Texas A&M	2/26																



## 42 - SHELBY GIBSON

F/C • 6-3 • FR. • HS

MURFREESBORO, TENN. (OAKLAND)

MAJOR: ELEMENTARY EDUCATION

### SEASON HIGHS

**Points:** 16, vs. Mississippi Valley State, 12/28/16

**Rebounds:** 7, vs. Mississippi Valley State, 12/28/16

**Assists:** 3, vs. Lipscomb, 11/13/16

**Steals:** 3, vs. Mississippi Valley State, 12/28/16

**Blocks:** 1, 2x last vs. Austin Peay, 12/20/16

**Field Goals:** 6, vs. Mississippi Valley State, 12/28/16

**Free Throws:** 7, vs. High Point 11/20/16

**Three Pointers:** 1, 5x, last vs. VCU 12/17/16

### CAREER HIGHS

**Points:** 16, vs. Mississippi Valley State, 12/28/16

**Rebounds:** 7, vs. Mississippi Valley State, 12/28/16

**Assists:** 3, vs. Lipscomb, 11/13/16

**Steals:** 3, vs. Mississippi Valley State, 12/28/16

**Blocks:** 1, 2x last vs. Austin Peay, 12/20/16

**Field Goals:** 6, vs. Mississippi Valley State, 12/28/16

**Free Throws:** 7, vs. High Point 11/20/16

**Three Pointers:** 1, 5x, last vs. VCU 12/17/16

### MISCELLANEOUS

**Double-Figure Points:** 5

**Double-Figure Rebounds:**

**Double-Doubles:**

**5+ Rebounds:** 2

**5+ Assists:**

**Led Team in Points:** 1

**Led Team in Rebounds:**

**Led Team in Assists:**

### GIBSON NOTEBOOK

**SEC RANKS:**

**NCAA RANKS:**

**ACCOLADES:**

**LAST GAME:** 16 pts, 7 rebs, 3 stls in 19 minutes vs. Mississippi Valley State

- Career night vs. Mississippi Valley; 16 pts and 7 rebs are new career bests; fifth game in double figures
- Has scored in 11 of 13 games and has grabbed a rebound in every game
- Earned first career start vs. La.-Monroe; joins Kate Rodgers as Ole Miss freshman to start this season
- Perfect from the floor (4-4) and the FT line (4-4) against Jackson State
- Gibson's 14 pts are the most by a freshman in their college debut since PaSonna Hope and her 10 pts vs. Lipscomb make her the first freshman since Price to open their collegiate career with back-to-back games in double digits
- Ole Miss' top scoring freshman at 8.1 ppg, which ranks in the top 10 among SEC freshmen
- 6-3 post player ranked ninth in her position group and has a top-60 ranking according to Prospects Nation
- Earned Class AAA All-State honors from the Tennessee Sportswriters Association

### 2016-17 GAME-BY-GAME STATS//SHELBY GIBSON

OPPONENT	DATE	GS	MIN	FG	PCT	3FG	PCT	FT	PCT	O-D	TOT	PF	A	T	B	S	PTS
Southeastern La.	11/11		14	4-9	.444	1-2	.500	5-6	.833	5-1	6	1	0	1	1	2	14
Lipscomb	11/13		20	3-7	.429	0-1	.000	4-6	.667	0-2	2	2	3	2	0	1	10
Jacksonville St.	11/17		13	0-1	.000	0-0	.000	0-0	.000	0-1	1	2	0	0	0	0	0
High Point	11/20		21	4-5	.800	0-0	.000	7-10	.700	3-0	3	4	0	1	0	0	15
vs. Wisconsin	11/26		14	2-4	.500	0-0	.000	1-1	1.00	1-3	4	4	0	0	0	2	5
at UNLV	11/27		15	2-3	.667	0-0	.000	0-0	.000	2-1	3	3	0	0	0	0	4
Jackson State	12/1		15	4-4	1.00	0-0	.000	4-4	1.00	1-2	3	3	1	2	0	0	12
at West Virginia	12/4		19	2-5	.400	1-2	.500	3-4	.750	0-3	3	2	0	1	0	2	8
La.-Monroe	12/10	*	18	3-4	.750	1-1	1.00	1-1	1.00	3-1	4	1	0	0	0	1	8
Oregon	12/14		16	3-5	.600	1-1	1.00	1-2	.500	1-1	2	3	1	1	0	0	8
VCU	12/17		10	1-2	.500	1-1	1.00	2-2	1.00	0-1	1	4	0	1	0	0	5
Austin Peay	12/20		18	0-3	.000	0-0	.000	0-0	.000	0-2	2	3	0	0	1	1	0
Miss. Valley State	12/28		19	6-8	.750	0-0	.000	4-9	.444	5-2	7	4	0	0	0	3	16
Arkansas	1/1																
at Alabama	1/5																
at Auburn	1/8																
Tennessee	1/12																
at Mississippi St.	1/16																
at South Carolina	1/19																
Alabama	1/22																
at Kentucky	1/26																
Georgia	1/29																
at Florida	2/6																
LSU	2/9																
Mississippi St.	2/12																
Auburn	2/16																
at Vanderbilt	2/19																
at Missouri	2/23																
Texas A&M	2/26																



## 44 - TORRI LEWIS

G • 5-11 • SO. • 1L

OLIVE BRANCH, MISS. (HOME SCHOOL)

MAJOR: CRIMINAL JUSTICE

### SEASON HIGHS

**Points:** 11, vs. High Point, 11/20/16

**Rebounds:** 3, 2x, last vs. VCU, 12/17/16

**Assists:** 2, 4x, last vs. VCU, 12/17/16

**Steals:** 2, at West Virginia, 12/4/16

**Blocks:**

**Field Goals:** 4, vs. High Point, 11/20/16

**Free Throws:** 4, vs. Wisconsin, 11/26/16

**Three Pointers:** 3, vs. High Point, 11/20/16

### CAREER HIGHS

**Points:** 36, vs. New Orleans, 12/14/15

**Rebounds:** 4, 2x, last at Alabama, 2/4/16

**Assists:** 4, vs. UL-Lafayette, 11/15/15

**Steals:** 4, vs. New Orleans, 12/14/15

**Blocks:** 1, 2x last vs. Kentucky, 1/21/16

**Field Goals:** 11, vs. New Orleans, 12/14/15

**Free Throws:** 4, 2x, last vs. Wisconsin, 11/26/16

**Three Pointers:** 10, vs. New Orleans, 12/14/15

### MISCELLANEOUS

**Double-Figure Points:** 2

**Double-Figure Rebounds:**

**Double-Doubles:**

**5+ Rebounds:**

**5+ Assists:**

**Led Team in Points:**

**Led Team in Rebounds:**

**Led Team in Assists:**

### LEWIS NOTEBOOK

SEC RANKS:

NCAA RANKS:

ACCOLADES:

**LAST GAME:** 1 asst in 15 minutes vs. Mississippi Valley State

- After a seven game scoring streak, has been scoreless in three of the last four outings
- First 3-PT FG of the season vs. High Point; snapped a seven game streak without a triple dating back to last season; has hit a triple in seven games of the last nine games
- Was 3-of-3 from the floor against UNLV, all of her FGs were 3-PT FG's; also went 2-of-2 vs. La.-Monroe with all her points coming from long range
- Ole Miss' 3-PT FG single-game record holder with 10 triples vs. New Orleans (12/14/15) joins Marshall Henderson as the only Ole Miss players to hit double figure three-point field goals
- Scored 36 points vs. New Orleans (12/14/15); most points by an Ole Miss player in 2015-16
- 

### 2016-17 GAME-BY-GAME STATS//TORRI LEWIS

OPPONENT	DATE	GS	MIN	FG	PCT	3FG	PCT	FT	PCT	O-D	TOT	PF	A	T	B	S	PTS
Southeastern La.	11/11		17	0-4	.000	0-2	.000	0-0	.000	0-2	2	2	2	4	0	0	0
Lipscomb	11/13		19	0-4	.000	0-2	.000	0-0	.000	0-0	0	0	2	1	0	0	0
Jacksonville St.	11/17		13	1-1	1.00	0-0	.000	0-0	.000	0-1	1	0	0	0	0	1	2
High Point	11/20	*	27	4-7	.571	3-5	.600	0-0	.000	0-1	1	2	2	1	0	0	11
vs. Wisconsin	11/26		25	2-2	1.00	2-2	1.00	4-4	1.00	1-0	1	2	0	1	0	1	10
at UNLV	11/27		11	1-1	1.00	1-1	1.00	0-0	.000	0-0	0	0	0	0	0	0	3
Jackson State	12/1		20	2-4	.500	2-3	.667	0-0	.000	0-3	3	0	1	0	0	0	6
at West Virginia	12/4		17	2-3	.667	2-3	.667	2-2	1.00	0-1	1	2	0	1	0	2	8
La-Monroe	12/10		2	2-2	1.00	2-2	1.00	0-0	.000	0-1	1	0	0	0	0	0	6
Oregon	12/14		8	0-0	.000	0-0	.000	0-0	.000	0-2	2	1	0	0	0	1	0
VCU	12/17	*	26	3-5	.600	2-3	.667	0-0	.000	0-3	3	0	2	1	0	1	8
Austin Peay	12/20	*	25	0-3	.000	0-3	.000	0-0	.000	0-1	1	0	0	2	0	0	0
Miss. Valley State	12/28		15	0-4	.000	0-4	.000	0-0	.000	0-0	0	1	1	1	0	0	0
Arkansas	1/1																
at Alabama	1/5																
at Auburn	1/8																
Tennessee	1/12																
at Mississippi St.	1/16																
at South Carolina	1/19																
Alabama	1/22																
at Kentucky	1/26																
Georgia	1/29																
at Florida	2/6																
LSU	2/9																
Mississippi St.	2/12																
Auburn	2/16																
at Vanderbilt	2/19																
at Missouri	2/23																
Texas A&M	2/26																



## 50 - TAYLOR MANUEL

**F/C • 6-4 • SR. • TRANSFER**  
**ST. LOUIS, MO. (LOYOLA CHICAGO)**  
**MAJOR: JOURNALISM (MASTERS)**

### SEASON HIGHS

- Points:** 22, vs. No. 25 Oregon, 12/14/16
- Rebounds:** 8, vs. Mississippi Valley State, 12/28/16
- Assists:** 4, vs. VCU, 12/17/16
- Steals:** 4, vs. Wisconsin, 11/26/16
- Blocks:** 5, vs. Mississippi Valley State, 12/28/16
- Field Goals:** 9, vs. No 25 Oregon, 12/14/16
- Free Throws:** 5, at West Virginia, 12/4/16
- Three Pointers:**

### CAREER HIGHS

- Points:** 36, vs. Southern Illinois, 3/1/15
- Rebounds:** 17, vs Southern Illinois, 1/30/15
- Assists:** 8, vs. DePaul, 12/21/15
- Steals:** 4, vs. Wisconsin, 11/26/16
- Blocks:** 6, vs. Indiana State 2/18/15
- Field Goals:** 12, vs. Evansville, 2/6/15
- Free Throws:** 14, vs. Southern Illinois, 3/1/15
- Three Pointers:** 1, 2x last vs. DePaul, 12/17/14

### MISCELLANEOUS

- Double-Figure Points:** 5
- Double-Figure Rebounds:**
- Double-Doubles:**
- 5+ Rebounds:** 3
- 5+Assists:**
- 5+Blocks:** 1
- Led Team in Points:** 2
- Led Team in Rebounds:** 2
- Led Team in Assists**

### MANUEL NOTEBOOK

**SEC RANKS:**

**NCAA RANKS:**

**ACCOLADES:** Two-time All-MVC first-team selection; 2014 MVC Newcomer of the Year; 1,000-point scorer

**LAST GAME:** 8 rebs, 5 blks, 4 pts, 1 asst, 1 stl in 17 minutes vs. Mississippi Valley State

- Season-high 5 blocks vs. Mississippi Valley State; first Ole Miss player with 5 blocks since Tia Faleru in 2014 vs. Baylor
- Three games in double figures in last five outings; five games in double figures this season
- Averaging 11.8 points in last five outings; entered West Virginia game averaging 7.0 ppg
- Has grabbed a rebound in each game this season; averaging 7.0 rbg over last three contests
- Breakout game vs. No. 25 Oregon; posted season-high 22 pts; second time leading team in scoring
- Posted 13 pts at West Virginia; scored 10 of 13 points in 3rd and 4th quarters
- Graduate transfer from Loyola Chicago where she averaged 15.2 ppg and 7.8 rpg last season

### 2016-17 GAME-BY-GAME STATS//TAYLOR MANUEL

OPPONENT	DATE	GS	MIN	FG	PCT	3FG	PCT	FT	PCT	O-D	TOT	PF	A	T	B	S	PTS
Southeastern La.	11/11	*	20	6-7	.857	0-0	.000	2-4	.500	3-0	3	2	0	1	0	0	14
Lipscomb	11/13	*	20	3-5	.600	0-0	.000	2-4	.500	3-4	7	2	2	3	1	2	8
Jacksonville St.	11/17	*	18	5-11	.455	0-0	.000	3-5	.600	0-2	2	3	3	3	0	0	11
High Point	11/20	*	13	0-3	.000	0-0	.000	0-0	.000	0-2	2	4	1	3	0	2	0
vs. Wisconsin	11/26	*	26	2-8	.250	0-0	.000	2-4	.500	1-3	4	2	0	3	1	4	6
at UNLV	11/27	*	25	2-4	.500	0-0	.000	2-2	1.00	0-2	2	2	1	4	1	0	6
Jackson State	12/1	*	11	2-5	.400	0-0	.000	0-2	.000	2-3	5	0	1	1	0	1	4
at West Virginia	12/4	*	25	4-14	.286	0-0	.000	5-9	.556	2-2	4	4	1	3	2	2	13
La-Monroe	12/10																-DNP - Coaches Decision (Rest)
Oregon	12/14	*	23	9-14	.643	0-0	.000	4-5	.800	3-1	4	4	3	0	0	1	22
VCU	12/17	*	27	4-10	.400	0-0	.000	1-2	.500	0-6	6	4	4	1	1	0	9
Austin Peay	12/20	*	22	4-7	.571	0-0	.000	3-3	1.00	1-6	7	1	0	3	2	2	11
Miss. Valley State	12/28	*	17	2-4	.500	0-0	.000	0-0	.000	2-6	8	3	1	5	5	1	4
Arkansas	1/1																
at Alabama	1/5																
at Auburn	1/8																
Tennessee	1/12																
at Mississippi St.	1/16																
at South Carolina	1/19																
Alabama	1/22																
at Kentucky	1/26																
Georgia	1/29																
at Florida	2/6																
LSU	2/9																
Mississippi St.	2/12																
Auburn	2/16																
at Vanderbilt	2/19																
at Missouri	2/23																
Texas A&M	2/26																

### CAREER STATISTICS \*THESE STATS INCLUDE MANUEL'S TIME AT PURDUE/LOYOLA CHICAGO (DIFFERENT FROM CAREER SUMMARY IN BACK OF NOTES)

TAYLOR MANUEL'S CAREER STATISTICS												
Year	GP-GS	FG-FGA	Pct.	3P-A	Pct.	FT-FTA	Pct.	Reb-Avg	Pts.-Avg.	A	B	S
2012-13*	34-0	104-197	.527	1-2	.500	67-99	.676	108-3.1	276-8.1	27	20	23
2014-15**	22-21	136-266	.473	1-17	.058	93-143	.650	212-9.6	346-15.7	41	37	29
2015-16**	30-29	174-308	.564	0-4	.000	108-175	.617	235-7.8	456-15.2	94	51	31
2016-17	12-12	43-92	.467	0-0	.000	24-40	.600	54-4.5	110-9.2	17	12	15
TOTALS	98-62	457-863	.529	2-23	.086	292-457	.638	609-6.2	1188-12.1	179	120	98

\*FROM PURDUE | \*\*FROM LOYOLA CHICAGO

OLE MISS COMBINED STATISTICS

RECORD:	OVERALL	HOME	AWAY	NEUTRAL
ALL GAMES	11-2	10-0	0-2	1-0
CONFERENCE	0-0	0-0	0-0	0-0
NON-CONFERENCE	11-2	10-0	0-2	1-0

#	Player	gp-gs	min	avg	Total		3-Point		F-Throw		Rebounds			pf	dq	a	to	blk	stl	pts	avg		
					fg-fga	fg%	3fg-fga	3fg%	ft-fa	ft%	off	def	tot									avg	
20	Muhammad, Madinah	10-10	318	31.8	44-118	.373	19-56	.339	34-41	.829	11	18	29	2.9	23	1	17	26	2	24	141	14.1	
23	Sessom, Shandricka	13-13	361	27.8	69-169	.408	22-67	.328	6-12	.500	14	52	66	5.1	36	0	21	26	7	19	166	12.8	
21	Rowe, Chrishae	4-0	73	18.3	16-40	.400	0-7	.000	10-13	.769	7	9	16	4.0	6	0	4	6	1	6	42	10.5	
05	Sisk, Erika	13-13	352	27.1	52-111	.468	7-20	.350	23-43	.535	20	29	49	3.8	21	0	64	36	3	33	134	10.3	
50	Manuel, Taylor	12-12	247	20.6	43-92	.467	0-0	.000	24-40	.600	17	37	54	4.5	30	0	17	30	12	15	110	9.2	
42	Gibson, Shelby	13-1	212	16.3	34-60	.567	5-8	.625	32-45	.711	21	20	41	3.2	36	0	5	9	2	12	105	8.1	
25	Alston, Alissa	10-0	170	17.0	18-47	.383	4-12	.333	19-23	.826	3	8	11	1.1	19	0	30	11	1	12	59	5.9	
11	Joseph, Shequila	13-12	237	18.2	20-64	.313	11-36	.306	4-10	.400	28	42	70	5.4	21	1	14	12	6	15	55	4.2	
44	Lewis, Torri	13-3	225	17.3	17-39	.436	14-30	.467	6-6	1.000	1	15	16	1.2	10	0	10	12	0	6	54	4.2	
24	Hart, Bretta	13-0	152	11.7	23-37	.622	0-0	.000	7-10	.700	18	34	52	4.0	18	0	6	5	8	5	53	4.1	
01	Glover, Bree	9-0	66	7.3	4-15	.267	1-3	.333	5-7	.714	4	7	11	1.2	6	0	4	9	2	3	14	1.6	
10	Muhate, Cecilia	12-0	106	8.8	6-20	.300	0-0	.000	5-10	.500	11	23	34	2.8	15	0	2	8	3	2	17	1.4	
32	Rodgers, Kate	10-1	81	8.1	6-14	.429	0-1	.000	2-2	1.000	8	22	30	3.0	9	0	2	12	1	6	14	1.4	
Team											29	23	52										
Total.....		13	2600		352-826	.426	83-240	.346	177-262	.676	192	339	531	40.8	250	2	196	202	48	158	964	74.2	
Opponents.....		13	2600		216-678	.319	36-173	.208	171-270	.633	161	321	482	37.1	255	-	136	308	45	86	639	49.2	

TEAM STATISTICS	OM	OPP	Date	Opponent	Score	Att.
SCORING	964	639	11/11/16	SOUTHEASTERN LOUISIA	w 81-31	909
Points per game	74.2	49.2	11/13/16	LIPSCOMB	w 76-49	770
Scoring margin	+25.0	-	11/17/16	JACKSONVILLE STATE	w 68-50	876
FIELD GOALS-ATT	352-826	216-678	11/20/16	HIGH POINT	w 73-62	1127
Field goal pct	.426	.319	11/26/16	vs Wisconsin	w 69-44	931
3 POINT FG-ATT	83-240	36-173	11/27/16	at UNLV	L 57-64	841
3-point FG pct	.346	.208	12/1/16	JACKSON STATE	w 89-41	8088
3-pt FG made per game	6.4	2.8	12-4-16	at West Virginia	L 61-66	2634
FREE THROWS-ATT	177-262	171-270	12/10/16	ULM	w 97-40	1001
Free throw pct	.676	.633	12/14/16	OREGON	w 83-67	1079
F-Throws made per game	13.6	13.2	12/17/16	VCU	w 77-57	956
REBOUNDS	531	482	12/20/16	AUSTIN PEAY	w 66-38	1104
Rebounds per game	40.8	37.1	12/28/16	MISSISSIPPI VALLEY	w 67-30	1151
Rebounding margin	+3.8	-	* - Conference game			
ASSISTS	196	136				
Assists per game	15.1	10.5				
TURNOVERS	202	308				
Turnovers per game	15.5	23.7				
Turnover margin	+8.2	-				
Assist/turnover ratio	1.0	0.4				
STEALS	158	86				
Steals per game	12.2	6.6				
BLOCKS	48	45				
Blocks per game	3.7	3.5				
ATTENDANCE	17061	4406				
Home games-Avg/Game	10-1706	2-1738				
Neutral site-Avg/Game	-	1-931				

Score by Periods	1st	2nd	3rd	4th	Totals
Ole Miss	270	227	238	229	964
Opponents	143	156	195	145	639



OLE MISS COMBINED STATISTICS (SEC ONLY - 2015-16)

RECORD:	OVERALL	HOME	AWAY	NEUTRAL
ALL GAMES	2-14	2-6	0-8	0-0
CONFERENCE	2-14	2-6	0-8	0-0
NON-CONFERENCE	0-0	0-0	0-0	0-0

#	Player	gp-gs	min	avg	Total		3-Point		F-Throw		Rebounds					pts	avg					
					fg-fga	fg%	3fg-fga	3fg%	ft-fa	ft%	off	def	tot	avg	pf			dq	a	to	blk	stl
23	Sessom,Shandricka	16-12	496	31.0	86-259	.332	23-93	.247	18-22	.818	21	49	70	4.4	50	2	20	45	9	15	213	13.3
20	Muhammad,Madinah	16-14	329	20.6	43-158	.272	23-86	.267	25-34	.735	5	13	18	1.1	41	0	12	22	3	11	134	8.4
03	Hayes,A'Queen	16-14	484	30.3	42-121	.347	3-11	.273	26-44	.591	58	37	95	5.9	52	4	49	43	1	24	113	7.1
11	Joseph,Shequila	16-16	492	30.8	39-123	.317	22-74	.297	11-18	.611	18	48	66	4.1	39	1	10	34	7	13	111	6.9
05	Sisk,Erika	16-15	447	27.9	28-109	.257	3-21	.143	27-41	.659	23	22	45	2.8	41	2	41	42	0	32	86	5.4
24	Hart,Bretta	16-5	317	19.8	25-60	.417	0-0	.000	7-12	.583	23	42	65	4.1	52	4	3	18	21	21	57	3.6
15	Briggs,Kelsey	4-0	37	9.3	6-16	.375	1-6	.167	0-0	.000	5	4	9	2.3	6	1	1	3	0	1	13	3.3
25	Alston,Alissa	15-2	162	10.8	14-52	.269	2-9	.222	18-40	.450	6	9	15	1.0	30	1	12	22	0	4	48	3.2
44	Lewis,Torri	16-2	242	15.1	18-54	.333	13-46	.283	1-2	.500	0	10	10	0.6	18	0	12	4	1	6	50	3.1
10	Muhate Pena,C	10-0	110	11.0	8-14	.571	0-0	.000	4-11	.364	12	14	26	2.6	15	1	5	11	4	5	20	2.0
00	Golden,Kiara	7-0	37	5.3	3-14	.214	2-10	.200	1-4	.250	0	4	4	0.6	0	0	0	3	1	1	9	1.3
02	Williams,Jonell	8-0	47	5.9	4-10	.400	0-0	.000	2-3	.667	8	7	15	1.9	7	0	0	4	0	0	10	1.3
Team											57	35	92		1		3					
Total.....		16	3200		316-990	.319	92-356	.258	140-231	.606	236	294	530	33.1	352	16	165	254	47	133	864	54.0
Opponents.....		16	3200		384-834	.460	45-172	.262	254-366	.694	198	475	673	42.1	254	-	253	312	75	128	1067	66.7

TEAM STATISTICS	OM	OPP	Date	Opponent	Score	Att.
SCORING	864	1067	* 1/3/16	VANDERBILT	w 55-52	1283
Points per game	54.0	66.7	* 01/07/16	at LSU	L 57-76	2189
Scoring margin	-12.7	-	* 1/10/16	FLORIDA	L 65-85	2468
FIELD GOALS-ATT	316-990	384-834	* 01/14/16	at Texas A&M	L 58-81	4033
Field goal pct	.319	.460	* 01/18/16	at Mississippi State	L 51-79	7128
3 POINT FG-ATT	92-356	45-172	* 1/21/16	KENTUCKY	w 73-65	1335
3-point FG pct	.258	.262	* 01/28/16	at #2/2 South Carolina	L 62-81	14313
3-pt FG made per game	5.8	2.8	* 1/31/16	MISSOURI	L 46-60	1686
FREE THROWS-ATT	140-231	254-366	* 02/04/16	at Alabama	L 37-48	2607
Free throw pct	.606	.694	* 2/7/16	at Georgia	L 56-70	3826
F-Throws made per game	8.8	15.9	* 2/11/16	AUBURN	L 60-65	1335
REBOUNDS	530	673	* 2/15/16	TEXAS A&M	L 48-62	1691
Rebounds per game	33.1	42.1	* 02/18/16	at Tennessee	L 51-57	10548
Rebounding margin	-8.9	-	* 2/21/16	MISSISSIPPI STATE	L 51-60	4411
ASSISTS	165	253	* 2/25/16	#2/2 SOUTH CAROLINA	L 45-66	1473
Assists per game	10.3	15.8	* 02/28/16	at ARKANSAS	L 49-60	3132
TURNOVERS	254	312				
Turnovers per game	15.9	19.5				
Turnover margin	+3.6	-				
Assist/turnover ratio	0.6	0.8				
STEALS	133	128				
Steals per game	8.3	8.0				
BLOCKS	47	75				
Blocks per game	2.9	4.7				
ATTENDANCE	15682	47776				
Home games-Avg/Game	8-1960	8-5972				
Neutral site-Avg/Game	-	0-0				

\* - Conference game

Score by Periods	1st	2nd	3rd	4th	Totals
Ole Miss	230	160	236	238	864
Opponents	275	226	300	266	1067

## OLE MISS COMPARISON STATISTICS

Opponent	1st	2nd	Score	Mar	Total FG	FG Pct	3-Pointers	3FG Pct	Free Throws	FT Pct	Rebounds	Assist	T/Over	Block	Steal	Fouls
SOUTHEASTERN LOUISIA	43/12	38/19	81-31	+50	29-65/9-54	.446/.167	7-23/0-17	.304/.000	16-24/13-20	.667/.650	53/35 +18	17/4	26/28	7/1	12/14	18/28
LIPSCOMB	42/12	34/37	76-49	+27	30-66/16-49	.455/.327	6-21/6-22	.286/.273	10-21/11-17	.476/.647	45/32 +13	16/9	11/22	2/1	11/4	19/21
JACKSONVILLE STATE	27/29	41/21	68-50	+18	23-56/18-58	.411/.310	7-15/5-20	.467/.250	15-22/9-12	.682/.750	37/37 -	14/9	15/19	3/5	11/5	13/15
HIGH POINT	29/27	44/35	73-62	+11	26-65/22-48	.400/.458	8-21/3-11	.381/.273	13-20/15-18	.650/.833	40/30 +10	16/13	13/18	1/4	5/3	22/22
Wisconsin	41/27	28/17	69-44	+25	22-58/10-43	.379/.233	6-17/1-10	.353/.100	19-26/23-37	.731/.622	34/45 (11)	8/9	18/31	2/2	16/6	28/18
UNLV	33/31	24/33	57-64	(7)	21-52/18-51	.404/.353	7-19/4-17	.368/.235	8-10/24-32	.800/.750	28/42 (14)	13/13	21/23	6/3	7/7	24/15
JACKSON STATE	54/22	35/19	89-41	+48	35-69/15-65	.507/.231	7-19/1-6	.368/.167	12-22/10-16	.545/.625	58/33 +25	20/8	20/20	4/5	12/10	20/19
West Virginia	20/26	41/40	61-66	(5)	19-59/23-43	.322/.535	4-11/2-11	.364/.182	19-26/18-32	.731/.563	30/40 (10)	7/12	16/25	2/8	14/7	26/24
ULM	49/11	48/29	97-40	+57	33-73/14-46	.452/.304	12-26/4-11	.462/.364	19-24/8-16	.792/.500	45/35 +10	25/9	10/31	4/2	20/7	13/19
OREGON	49/35	34/32	83-67	+16	32-72/29-64	.444/.453	4-20/5-13	.200/.385	15-18/4-8	.833/.500	37/41 (4)	19/23	7/17	4/3	8/3	13/19
VCU	39/30	38/27	77-57	+20	29-60/21-53	.483/.396	10-18/3-9	.556/.333	9-14/12-26	.643/.462	36/35 +1	21/15	14/17	1/4	5/7	22/16
AUSTIN PEAY	32/15	34/23	66-38	+28	26-57/14-58	.456/.241	1-8/1-17	.125/.059	13-18/9-15	.722/.600	41/34 +7	4/9	14/17	3/2	13/6	13/21
MISSISSIPPI VALLEY	39/22	28/8	67-30	+37	27-74/7-46	.365/.152	4-22/1-9	.182/.111	9-17/15-21	.529/.714	47/43 +4	16/3	17/40	9/5	24/7	19/18

Note: Game totals are displayed in the format TEAM/OPPONENT for each category

## OLE MISS TEAM GAME-BY-GAME STATISTICS

Opponent	Date	Score		Total		3-Pointers		Free throws		Rebounds				pf	a	t/o	blk	stl	pts	avg
				fg-fga	pct	3fg-fga	pct	ft-fta	pct	off	def	tot	avg							
SOUTHEASTERN LOUISI	11/11/16	81-31	W	29-65	.446	7-23	.304	16-24	.667	22	31	53	53.0	18	17	26	7	12	81	81.0
LIPSCOMB	11/13/16	76-49	W	30-66	.455	6-21	.286	10-21	.476	19	26	45	49.0	19	16	11	2	11	76	78.5
JACKSONVILLE STATE	11/17/16	68-50	W	23-56	.411	7-15	.467	15-22	.682	9	28	37	45.0	13	14	15	3	11	68	75.0
HIGH POINT	11/20/16	73-62	W	26-65	.400	8-21	.381	13-20	.650	17	23	40	43.8	22	16	13	1	5	73	74.5
vs Wisconsin	11/26/16	69-44	W	22-58	.379	6-17	.353	19-26	.731	12	22	34	41.8	28	8	18	2	16	69	73.4
at UNLV	11/27/16	57-64	L	21-52	.404	7-19	.368	8-10	.800	6	22	28	39.5	24	13	21	6	7	57	70.7
JACKSON STATE	12/1/16	89-41	W	35-69	.507	7-19	.368	12-22	.545	19	39	58	42.1	20	20	20	4	12	89	73.3
at West Virginia	12-4-16	61-66	L	19-59	.322	4-11	.364	19-26	.731	15	15	30	40.6	26	7	16	2	14	61	71.8
ULM	12/10/16	97-40	W	33-73	.452	12-26	.462	19-24	.792	20	25	45	41.1	13	25	10	4	20	97	74.6
OREGON	12/14/16	83-67	W	32-72	.444	4-20	.200	15-18	.833	16	21	37	40.7	13	19	7	4	8	83	75.4
VCU	12/17/16	77-57	W	29-60	.483	10-18	.556	9-14	.643	8	28	36	40.3	22	21	14	1	5	77	75.5
AUSTIN PEAY	12/20/16	66-38	W	26-57	.456	1-8	.125	13-18	.722	8	33	41	40.3	13	4	14	3	13	66	74.8
MISSISSIPPI VALLEY	12/28/16	67-30	W	27-74	.365	4-22	.182	9-17	.529	21	26	47	40.8	19	16	17	9	24	67	74.2
Ole Miss		964		352-826	.426	83-240	.346	177-262	.676	192	339	531	40.8	250	196	202	48	158	964	74.2
Opponents		639		216-678	.319	36-173	.208	171-270	.633	161	321	482	37.1	255	136	308	45	86	639	49.2

Games played: 13  
Points/game: 74.2  
FG Pct: 42.6  
3FG Pct: 34.6  
FT Pct: 67.6

Rebounds/game: 40.8  
Assists/game: 15.1  
Turnovers/game: 15.5  
Assist/turnover ratio: 1.0  
Steals/game: 12.2  
Blocks/game: 3.7

SEASON/CONFERENCE SUMMARIES

SUMMARY	Overall Statistics										Conference Statistics									
	gp-gs	min/g	fg%	3fg%	ft%	r/g	a/g	stl	blk	pts/g	gp-gs	min/g	fg%	3fg%	ft%	r/g	a/g	stl	blk	pts/g
Muhammad, Madinah	10-10	31.8	.373	.339	.829	2.9	1.7	24	2	14.1										
Sessom, Shandricka	13-13	27.8	.408	.328	.500	5.1	1.6	19	7	12.8										
Rowe, Chrishae	4-0	18.3	.400	.000	.769	4.0	1.0	6	1	10.5										
Sisk, Erika	13-13	27.1	.468	.350	.535	3.8	4.9	33	3	10.3										
Manuel, Taylor	12-12	20.6	.467	.000	.600	4.5	1.4	15	12	9.2										
Gibson, Shelby	13-1	16.3	.567	.625	.711	3.2	0.4	12	2	8.1										
Alston, Alissa	10-0	17.0	.383	.333	.826	1.1	3.0	12	1	5.9										
Joseph, Shequila	13-12	18.2	.313	.306	.400	5.4	1.1	15	6	4.2										
Lewis, Torri	13-3	17.3	.436	.467	1.000	1.2	0.8	6	0	4.2										
Hart, Bretta	13-0	11.7	.622	.000	.700	4.0	0.5	5	8	4.1										
Glover, Bree	9-0	7.3	.267	.333	.714	1.2	0.4	3	2	1.6										
Muhate, Cecilia	12-0	8.8	.300	.000	.500	2.8	0.2	2	3	1.4										
Rodgers, Kate	10-1	8.1	.429	.000	1.000	3.0	0.2	6	1	1.4										
Totals	13		.426	.346	.676	40.8	15.1	158	48	74.2	0		.000	.000	.000	0.0	0.0	0	0	0.0
Opponent	13		.319	.208	.633	37.1	10.5	86	45	49.2	0		.000	.000	.000	0.0	0.0	0	0	0.0

SCORING	Overall Statistics								Conference Statistics							
	fg-fga	fg%	3fg-fga	3fg%	ft-fta	ft%	pts	pts/g	fg-fga	fg%	3fg-fga	3fg%	ft-fta	ft%	pts	pts/g
Muhammad, Madinah	44-118	.373	19-56	.339	34-41	.829	141	14.1								
Sessom, Shandricka	69-169	.408	22-67	.328	6-12	.500	166	12.8								
Rowe, Chrishae	16-40	.400	0-7	.000	10-13	.769	42	10.5								
Sisk, Erika	52-111	.468	7-20	.350	23-43	.535	134	10.3								
Manuel, Taylor	43-92	.467	0-0	.000	24-40	.600	110	9.2								
Gibson, Shelby	34-60	.567	5-8	.625	32-45	.711	105	8.1								
Alston, Alissa	18-47	.383	4-12	.333	19-23	.826	59	5.9								
Joseph, Shequila	20-64	.313	11-36	.306	4-10	.400	55	4.2								
Lewis, Torri	17-39	.436	14-30	.467	6-6	1.000	54	4.2								
Hart, Bretta	23-37	.622	0-0	.000	7-10	.700	53	4.1								
Glover, Bree	4-15	.267	1-3	.333	5-7	.714	14	1.6								
Muhate, Cecilia	6-20	.300	0-0	.000	5-10	.500	17	1.4								
Rodgers, Kate	6-14	.429	0-1	.000	2-2	1.000	14	1.4								
Totals	352-826	.426	83-240	.346	177-262	.676	964	74.2	0-0	.000	0-0	.000	0-0	.000	0	0.0
Opponent	216-678	.319	36-173	.208	171-270	.633	639	49.2	0-0	.000	0-0	.000	0-0	.000	0	0.0

TOTALS	Overall Statistics									Conference Statistics								
	o-reb	d-reb	total	pf	fo	a	to	a/to	hi pts	o-reb	d-reb	total	pf	fo	a	to	a/to	hi pts
Muhammad, Madinah	11	18	29	23	1	17	26	0.7	24									
Sessom, Shandricka	14	52	66	36	0	21	26	0.8	26									
Rowe, Chrishae	7	9	16	6	0	4	6	0.7	20									
Sisk, Erika	20	29	49	21	0	64	36	1.8	16									
Manuel, Taylor	17	37	54	30	0	17	30	0.6	22									
Gibson, Shelby	21	20	41	36	0	5	9	0.6	16									
Alston, Alissa	3	8	11	19	0	30	11	2.7	14									
Joseph, Shequila	28	42	70	21	1	14	12	1.2	13									
Lewis, Torri	1	15	16	10	0	10	12	0.8	11									
Hart, Bretta	18	34	52	18	0	6	5	1.2	11									
Glover, Bree	4	7	11	6	0	4	9	0.4	6									
Muhate, Cecilia	11	23	34	15	0	2	8	0.3	6									
Rodgers, Kate	8	22	30	9	0	2	12	0.2	6									
Totals	192	339	531	250	2	196	202	1.0	97	0	0	0	0	0	0	0	0.0	0
Opponent	161	321	482	255	-	136	308	0.4	67	0	0	0	0	-	0	0	0.0	0

SEASON/CAREER SUMMARIES

SEASON STATISTICS

CAREER STATISTICS

SUMMARY	gp-gs	min/g	fg%	3fg%	ft%	r/g	a/g	stl	blk	pts/g	gp-gs	min/g	fg%	3fg%	ft%	r/g	a/g	stl	blk	pts/g
Muhammad, Madinah	10-10	31.8	.373	.339	.829	2.9	1.7	24	2	14.1	40-31	21.6	.315	.303	.811	1.8	1.0	49	8	9.2
Sessom, Shandricka	13-13	27.8	.408	.328	.500	5.1	1.6	19	7	12.8	74-62	22.6	.371	.276	.737	3.9	1.4	86	23	10.8
Rowe, Chrishae	4-0	18.3	.400	.000	.769	4.0	1.0	6	1	10.5	4-0	18.3	.400	.000	.769	4.0	1.0	6	1	10.5
Sisk, Erika	13-13	27.1	.468	.350	.535	3.8	4.9	33	3	10.3	76-74	28.1	.361	.194	.658	3.2	3.2	172	7	8.9
Manuel, Taylor	12-12	20.6	.467	.000	.600	4.5	1.4	15	12	9.2	12-12	20.6	.467	.000	.600	4.5	1.4	15	12	9.2
Gibson, Shelby	13-1	16.3	.567	.625	.711	3.2	0.4	12	2	8.1	13-1	16.3	.567	.625	.711	3.2	0.4	12	2	8.1
Alston, Alissa	10-0	17.0	.383	.333	.826	1.1	3.0	12	1	5.9	39-3	14.4	.310	.345	.583	1.5	1.9	32	3	4.6
Joseph, Shequila	13-12	18.2	.313	.306	.400	5.4	1.1	15	6	4.2	107-72	18.0	.322	.264	.652	3.4	0.8	64	37	5.1
Lewis, Torri	13-3	17.3	.436	.467	1.000	1.2	0.8	6	0	4.2	43-9	16.3	.328	.331	.731	1.1	0.8	25	2	4.6
Hart, Bretta	13-0	11.7	.622	.000	.700	4.0	0.5	5	8	4.1	78-9	11.9	.516	.000	.488	3.8	0.2	56	55	3.5
Glover, Bree	9-0	7.3	.267	.333	.714	1.2	0.4	3	2	1.6	9-0	7.3	.267	.333	.714	1.2	0.4	3	2	1.6
Muhate, Cecilia	12-0	8.8	.300	.000	.500	2.8	0.2	2	3	1.4	12-0	8.8	.300	.000	.500	2.8	0.2	2	3	1.4
Rodgers, Kate	10-1	8.1	.429	.000	1.000	3.0	0.2	6	1	1.4	10-1	8.1	.429	.000	1.000	3.0	0.2	6	1	1.4

SCORING	fg-fga	fg%	3fg-fga	3fg%	ft-fta	ft%	pts	pts/g	fg-fga	fg%	3fg-fga	3fg%	ft-fta	ft%	pts	pts/g
Muhammad, Madinah	44-118	.373	19-56	.339	34-41	.829	141	14.1	117-372	.315	56-185	.303	77-95	.811	367	9.2
Sessom, Shandricka	69-169	.408	22-67	.328	6-12	.500	166	12.8	321-865	.371	86-312	.276	70-95	.737	798	10.8
Rowe, Chrishae	16-40	.400	0-7	.000	10-13	.769	42	10.5	16-40	.400	0-7	.000	10-13	.769	42	10.5
Sisk, Erika	52-111	.468	7-20	.350	23-43	.535	134	10.3	230-637	.361	32-165	.194	183-278	.658	675	8.9
Manuel, Taylor	43-92	.467	0-0	.000	24-40	.600	110	9.2	43-92	.467	0-0	.000	24-40	.600	110	9.2
Gibson, Shelby	34-60	.567	5-8	.625	32-45	.711	105	8.1	34-60	.567	5-8	.625	32-45	.711	105	8.1
Alston, Alissa	18-47	.383	4-12	.333	19-23	.826	59	5.9	53-171	.310	10-29	.345	63-108	.583	179	4.6
Joseph, Shequila	20-64	.313	11-36	.306	4-10	.400	55	4.2	192-597	.322	92-348	.264	75-115	.652	551	5.1
Lewis, Torri	17-39	.436	14-30	.467	6-6	1.000	54	4.2	62-189	.328	53-160	.331	19-26	.731	196	4.6
Hart, Bretta	23-37	.622	0-0	.000	7-10	.700	53	4.1	116-225	.516	0-0	.000	39-80	.488	271	3.5
Glover, Bree	4-15	.267	1-3	.333	5-7	.714	14	1.6	4-15	.267	1-3	.333	5-7	.714	14	1.6
Muhate, Cecilia	6-20	.300	0-0	.000	5-10	.500	17	1.4	6-20	.300	0-0	.000	5-10	.500	17	1.4
Rodgers, Kate	6-14	.429	0-1	.000	2-2	1.000	14	1.4	6-14	.429	0-1	.000	2-2	1.000	14	1.4

TOTALS	o-reb	d-reb	t-reb	pf	fo	ast	to	a/to	o-reb	d-reb	t-reb	pf	fo	ast	to	a/to
Muhammad, Madinah	11	18	29	23	1	17	26	0.7	23	48	71	94	1	40	66	0.6
Sessom, Shandricka	14	52	66	36	0	21	26	0.8	92	200	292	190	6	101	157	0.6
Rowe, Chrishae	7	9	16	6	0	4	6	0.7	7	9	16	6	0	4	6	0.7
Sisk, Erika	20	29	49	21	0	64	36	1.8	106	139	245	179	7	241	204	1.2
Manuel, Taylor	17	37	54	30	0	17	30	0.6	17	37	54	30	0	17	30	0.6
Gibson, Shelby	21	20	41	36	0	5	9	0.6	21	20	41	36	0	5	9	0.6
Alston, Alissa	3	8	11	19	0	30	11	2.7	23	36	59	97	6	76	57	1.3
Joseph, Shequila	28	42	70	21	1	14	12	1.2	157	205	362	192	3	83	143	0.6
Lewis, Torri	1	15	16	10	0	10	12	0.8	9	39	48	44	0	35	24	1.5
Hart, Bretta	18	34	52	18	0	6	5	1.2	121	175	296	152	7	15	56	0.3
Glover, Bree	4	7	11	6	0	4	9	0.4	4	7	11	6	0	4	9	0.4
Muhate, Cecilia	11	23	34	15	0	2	8	0.3	11	23	34	15	0	2	8	0.3
Rodgers, Kate	8	22	30	9	0	2	12	0.2	8	22	30	9	0	2	12	0.2



**Ole Miss 81, Southeastern Louisiana 31**  
**Nov. 11, 2016 (Oxford, Miss./The Pavilion at Ole Miss)**

The Ole Miss women's basketball team kicked off the season with an 81-31 win over the Southeastern Louisiana Lady Lions at The Pavilion at Ole Miss on Friday. **Madinah Muhammad** led the way with 16 points while **Shequila Joseph** and **Cecilia Muhate** each posted seven rebounds. The win marked the ninth consecutive season-opening win for the Rebels and the fourth of the **Matt Insell** era.

**Southeastern Louisiana 31 • 0-1**

##	Player	Total			3-Ptr			Rebounds			PF	TP	A	T	Blk	Stl	Min
		FG	FGA	FT	FTA	Off	Def	Off	Def	Tot							
13	Stinson, Taz	3	8	0	0	1	1	2	4	7	0	2	1	2	18		
14	Underwood, Taylin	2	11	0	4	1	2	3	4	4	0	5	0	3	20		
23	Scholvin, Jaclyn	1	7	0	3	2	4	1	4	0	1	0	1	0	33		
24	Morrison, Tyler	0	9	0	5	1	2	6	8	2	1	2	9	0	35		
30	Brailey, Ashallee	1	4	0	2	0	1	1	2	3	0	2	0	1	14		
01	Dawsey, Courtney	0	1	0	1	0	1	0	1	3	0	2	2	0	19		
02	Hall, Tytiana	1	2	0	4	2	1	3	0	6	0	0	0	0	8		
05	Dugas, Charliee	1	4	0	1	0	0	3	2	0	4	0	1	1	15		
12	Harrison, Chambria	0	4	0	2	0	1	1	4	2	0	0	0	0	11		
22	Stewart, Chey	0	2	0	0	0	2	3	0	0	0	0	1	6			
33	Warren, Bre	0	2	0	1	0	2	2	2	2	0	3	0	1	21		
Team		9-54		0-17		13-20		15 20 35		28 31		4 28		1 14		200	

1st - FG %:	2-15 13.3%	2nd: 2-18 11.1%	3rd: 0-10 0.0%	4th: 5-11 45.5%	Game: 9-54 16.7%	Deadball
3FG %:	0-5 0.0%	0-6 0.0%	0-4 0.0%	0-2 0.0%	0-17 0.0%	Rebounds
FT %:	1-2 50.0%	3-4 75.0%	7-10 70.0%	2-4 50.0%	13-20 65.0%	6

**Ole Miss 81 • 1-0**

##	Player	Total			3-Ptr			Rebounds			PF	TP	A	T	Blk	Stl	Min
		FG	FGA	FT	FTA	Off	Def	Off	Def	Tot							
11	Joseph, Shequila	1	2	1	2	2	5	7	0	4	2	2	1	0	15		
50	Manuel, Taylor	6	7	0	4	3	0	3	2	14	0	1	0	0	20		
05	Sisk, Erika	3	7	1	4	0	2	3	5	2	7	7	5	0	33		
20	Muhammad, Madinah	7	15	1	6	1	2	3	1	16	2	3	1	2	37		
23	Sessom, Shandricka	3	11	3	7	0	3	3	4	10	1	1	1	0	20		
01	Glover, Bree	1	2	0	0	2	2	2	2	4	2	2	1	0	14		
10	Muhate, Cecilia	2	4	0	0	2	1	6	7	2	6	0	3	1	12		
24	Hart, Bretta	0	0	0	2	2	1	3	0	2	0	1	1	0	7		
32	Rodgers, Kate	2	4	0	0	2	3	5	2	4	1	3	0	1	11		
42	Gibson, Shelby	4	9	1	2	5	1	6	1	14	0	1	1	2	14		
44	Lewis, Torri	0	4	0	2	0	2	2	0	2	4	0	0	0	17		
Team		29-65		7-23		16-24		22 31 53		18 18		17 26		7 12		200	

1st - FG %:	11-19 57.9%	2nd: 5-17 29.4%	3rd: 5-13 38.5%	4th: 8-16 50.0%	Game: 29-65 44.6%	Deadball
3FG %:	2-4 50.0%	1-5 20.0%	2-7 28.6%	2-7 28.6%	7-23 30.4%	Rebounds
FT %:	5-6 83.3%	3-6 50.0%	2-3 66.7%	6-9 66.7%	16-24 66.7%	2

Officials: Amy Bonner, Wesley Dean, Troy Winders  
 Technical fouls: Southeastern Louisiana-None. Ole Miss-None.  
 Attendance: 909

Score by periods	1st	2nd	3rd	4th	Total
Southeastern Louisiana	5	7	7	12	31
Ole Miss	29	14	14	24	81

**Ole Miss 68, Jacksonville State 50**  
**Nov. 17, 2016 (Oxford, Miss./The Pavilion at Ole Miss)**

The Ole Miss women's basketball team used eight fourth-quarter points from Taylor Manuel and a double-double from Shandricka Sessom to pick up a 68-50 win over Jacksonville State on Thursday night. Ole Miss (3-0) opened the fourth quarter with a 5-0 run to pull ahead, but the story of the fourth quarter was the emergence of Manuel. With just three points entering the final stanza, Manuel went off for eight points in the fourth.

**Jacksonville State 50 • 1-2**

##	Player	Total			3-Ptr			Rebounds			PF	TP	A	T	Blk	Stl	Min
		FG	FGA	FT	FTA	Off	Def	Off	Def	Tot							
34	PEARSON, Rayven	1	5	0	0	1	5	6	1	2	1	0	2	0	17		
13	PATTERSON, Ki-Ki	2	6	1	4	0	0	0	1	5	1	1	1	0	26		
22	MCLIN, Destany	4	14	0	2	2	3	5	0	9	0	3	0	0	24		
23	BUCHANON, Lacey	0	5	0	0	0	0	0	2	0	1	2	0	1	16		
24	MORRISON, Gretchen	2	6	0	0	0	0	0	1	6	1	0	0	0	32		
01	TOWELS, Morgan	0	1	0	0	0	0	0	0	2	0	0	0	0	2		
02	STRAIN, Leah	1	3	0	0	0	0	0	0	2	1	1	0	0	10		
03	NAUGHTON, Kelly	1	3	1	2	0	0	0	1	3	2	5	0	0	15		
04	BENSON, Briana	2	8	1	5	3	4	2	5	7	2	8	1	2	19		
15	LONG, Chloe	0	1	0	0	0	4	4	2	0	0	1	0	0	10		
32	PHELION, Tyler	3	4	0	0	5	2	4	1	11	0	1	2	1	21		
33	MAGRUDER, Tasha	2	2	0	0	0	0	0	1	4	1	2	0	2	8		
Team		5 6 11 1															
Totals		18-58		5-20		9-12		12 25 37		15 50		9 19		5 5		200	

1st - FG %:	2-21 9.5%	2nd: 7-13 53.8%	3rd: 6-13 46.2%	4th: 3-11 27.3%	Game: 18-58 31.0%	Deadball
3FG %:	2-7 28.6%	1-3 33.3%	1-3 33.3%	0-3 0.0%	5-20 25.0%	Rebounds
FT %:	1-2 50.0%	6-6 100.0%	1-2 50.0%	1-2 50.0%	9-12 75.0%	2

**Ole Miss 68 • 3-0**

##	Player	Total			3-Ptr			Rebounds			PF	TP	A	T	Blk	Stl	Min
		FG	FGA	FT	FTA	Off	Def	Off	Def	Tot							
11	Joseph, Shequila	5	10	3	6	2	7	9	0	13	2	3	1	2	34		
50	Manuel, Taylor	5	11	0	0	0	2	2	3	13	3	3	0	0	18		
05	Sisk, Erika	4	11	2	3	1	3	4	1	15	6	2	1	5	35		
20	Muhammad, Madinah	2	5	1	2	7	8	0	2	1	12	3	2	0	1	36	
23	Sessom, Shandricka	5	13	1	4	0	1	2	9	11	3	11	0	5	1	35	
10	Muhate, Cecilia	0	0	0	0	0	1	1	2	0	0	0	0	0	4		
24	Hart, Bretta	1	4	0	0	0	2	1	3	1	2	0	0	0	12		
42	Gibson, Shelby	0	1	0	0	0	1	1	2	0	0	0	0	0	13		
44	Lewis, Torri	1	1	0	0	0	0	0	1	1	0	2	0	0	13		
Team		2 1 3															
Totals		23-56		7-15		15-22		9 28 37		13 68		14 15		3 11		200	

1st - FG %:	4-15 26.7%	2nd: 4-12 33.3%	3rd: 7-15 46.7%	4th: 8-14 57.1%	Game: 23-56 41.1%	Deadball
3FG %:	2-5 40.0%	1-4 25.0%	2-2 100.0%	2-4 50.0%	7-15 46.7%	Rebounds
FT %:	3-6 50.0%	5-6 83.3%	3-5 60.0%	4-5 80.0%	15-22 68.2%	6,1

Officials: Mark Zentz, Laura Morris, Chaney Muench  
 Technical fouls: Jacksonville State-TEAM. Ole Miss-None.  
 Attendance: 876

Score by periods	1st	2nd	3rd	4th	Total
Jacksonville State	7	22	14	7	50
Ole Miss	13	14	19	22	68

Last FG - JSU 4th-01:41, OM 4th-04:09.  
 Largest lead - JSU by 5 2nd-00:35, OM by 21 4th-04:09.  
 JSU led for 08:24. OM led for 29:56. Game was tied for 01:40.

Score tied - 3 times.  
 Lead changed - 6 times.

**Ole Miss 76, Lipscomb 49**  
**Nov. 13, 2016 (Oxford, Miss./The Pavilion at Ole Miss)**

The Ole Miss women's basketball team picked up their second win of the young season with a 76-49 win over Lipscomb on Sunday evening. Junior guard **Shandricka Sessom** led the way with 26 points, while Oxford native **Erika Sisk** added 14 points and a team-best nine rebounds, which ties her career best. Against the Bison, Ole Miss post players accounted for 26 points and had 44 points come in the paint.

**Lipscomb 49 • 0-2**

##	Player	Total			3-Ptr			Rebounds			PF	TP	A	T	Blk	Stl	Min
		FG	FGA	FT	FTA	Off	Def	Off	Def	Tot							
11	FLOQUA, Amber	0	2	0	2	0	0	0	3	0	0	1	0	0	8		
24	BANKS, Alex	0	3	0	2	2	2	2	4	4	2	0	3	0	23		
32	ASSENSA, Laurie	1	6	0	0	2	2	4	1	4	1	0	0	0	18		
02	BROUGHTON, Auriana	0	3	0	1	0	0	0	1	0	0	1	1	0	15		
12	CAGLE, Loren	2	6	0	2	3	0	2	2	2	4	1	5	0	29		
00	JONES, Loshaveon	1	5	0	1	1	5	4	2	2	1	1	1	1	15		
02	POTTS, Kennedy	1	1	0	0	0	1	1	2	2	1	1	0	0	12		
03	LOVELADY, Meredith	2	9	1	6	2	0	2	1	7	0	2	0	1	24		
04	DAVIES, Jessica	1	2	0	0	2	0	0	0	2	4	0	0	0	11		
05	SHORT, Carleigh	0	0	0	0	0	0	0	0	0	0	0	1	0	1		
14	MANOS, Lexi	2	3	1	2	0	0	0	0	0	0	5	1	3	0	17	
21	COTTON, Kaylee	5	7	3	5	1	2	0	4	4	1	14	1	0	0	14	
25	TURNER, Morgan	1	2	1	1	0	0	1	2	3	2	3	1	3	0	13	
Team		5 5 10															
Totals		16-49		6-22		11-17		9 23 32									

2016-17 BOXSCORES

**Ole Miss 69, Wisconsin 44**  
Nov. 26, 2016 (Las Vegas, Nevada/Cox Pavilion)

Ole Miss extended its season opening win streak to five straight with a 69-44 win over Wisconsin in the opening round of the Lady Rebel Round-Up hosted by UNLV on Saturday. Madinah Muhammad had a career night with 22 points, while Torri Lewis was also in double figures with 10 points. Freshman Kate Rodgers led the way on the glass with a team-best eight rebounds

**Wisconsin 44 - 1-5**

#	Player	Total			3-Ptr			Rebounds			PF	TP	A	T	Blk	Stl	Min
		FG	FGA	FT	FTA	Off	Def	Tot									
33	Frederickson, Courtne	f	1-5	0-2	2-4	3	4	7	1	6	3	8	0	1	29		
40	Young, Avyanna	f	1-8	0-0	5-12	2	5	7	2	7	2	2	0	1	26		
35	Shaw, Kendall	c	0-3	0-0	4-4	3	4	7	2	4	0	1	1	20			
10	Van Leeuwen, Kendra	g	0-1	0-1	0-0	0	2	2	3	0	2	4	0	18			
23	McMorris, Cayla	g	5-13	1-4	6-7	1	1	2	2	17	0	1	0	27			
03	Glinnath, Suzanne	g	0-2	0-1	0-0	0	1	1	1	0	0	1	0	9			
05	Marble, Roichelle	g	0-1	0-0	3-4	0	0	0	3	3	0	7	0	18			
11	Howard, Marsha	g	2-6	0-0	2-4	4	4	8	3	6	1	3	0	2			
14	Laszewski, Abby	g	0-1	0-0	0-0	0	1	1	0	0	0	1	0	7			
15	Richardson, Lexy	g	0-2	0-1	0-0	1	0	1	0	0	0	0	0	1			
20	Kuhn, Taylor	g	0-0	0-0	0-0	0	0	0	0	0	0	0	0	2			
24	Johnson, Malayna	g	0-0	0-0	0-0	0	1	1	0	0	0	0	0	6			
30	Gregory, Gabby	g	0-1	0-1	1-2	1	3	4	1	1	1	4	0	20			
Team			3-14			3-4			1-3			4-4			20		
Totals			10-43	1-10	23-37	18	27	45	18	44	9	31	2	6	200		

1st FG %: 5-12 41.7% 2nd: 3-7 42.9% 3rd: 3-14 21.4% 4th: 1-10 10.0% Game: 10-43 23.3% Deadball Rebounds 7  
3FG %: 1-7 14.3% FT %: 8-9 88.9%

**Ole Miss 69 - 5-0**

#	Player	Total			3-Ptr			Rebounds			PF	TP	A	T	Blk	Stl	Min
		FG	FGA	FT	FTA	Off	Def	Tot									
11	Joseph, Shequilia	f	0-4	0-1	0-0	3	0	3	0	0	1	0	1	0	11		
50	Manuel, Taylor	f	2-8	0-0	2-4	1	3	4	2	6	0	3	1	4	26		
05	Sisk, Erika	g	4-5	1-1	0-2	0	3	3	2	9	1	4	1	2	24		
20	Muhammad, Madinah	g	7-20	3-8	5-7	1	1	2	4	22	0	2	0	3	35		
23	Sessom, Shandricka	g	2-8	0-5	1-1	0	1	1	4	5	1	2	0	2	17		
01	Glover, Bree	g	0-0	0-0	0-0	0	0	0	0	0	0	0	0	2			
10	Muhate, Cecilia	g	0-0	0-0	0-0	1	2	3	1	0	0	3	0	7			
24	Hart, Bretta	g	1-3	0-0	0-0	1	0	1	4	2	3	1	0	9			
25	Alston, Alissa	g	1-3	0-0	6-7	0	1	1	2	8	2	0	0	1			
32	Rodgers, Kate	g	1-1	0-0	0-0	1	7	8	0	2	1	0	0	17			
42	Gibson, Shelby	g	2-4	0-0	1-1	1	3	4	4	5	0	0	0	2			
44	Lewis, Torri	g	2-2	2-2	4-4	1	0	1	2	10	0	1	0	1			
Team			22-58			6-17			19-26			12-22			34-28		
Totals			22-58	6-17	19-26	12	22	34	28	69	8	18	2	16	200		

1st FG %: 6-20 30.0% 2nd: 7-14 50.0% 3rd: 1-11 9.1% 4th: 8-13 61.5% Game: 22-58 37.9% Deadball Rebounds 4  
3FG %: 1-7 14.3% FT %: 7-10 70.0%

Officials: Rick Thorne, Janette Graham, Nicole Brannon  
Technical fouls: Wisconsin-None. Ole Miss-None.  
Attendance: 931  
Lady Rebel Round-Up Day 1 Game 2

Score by periods	1st	2nd	3rd	4th	Total
Wisconsin	18	9	11	6	44
Ole Miss	20	21	8	20	69

Last FG - WIS 4th-03:21, OM 4th-00:45.  
Largest lead - WIS by 3 1st-01:49, OM by 25 4th-00:45.  
WIS led for 03:11, OM led for 34:53. Game was tied for 01:52.

**Ole Miss vs. Jackson State**  
Dec. 1, 2016 (Oxford, Miss./The Pavilion at Ole Miss)

In front of a record crowd of 8,088 fans, the Ole Miss women's basketball team picked up an 89-41 win over Jackson State. The win gives Ole Miss its 800th all-time program win and moves Ole Miss to a perfect 5-0 at The Pavilion this season. Ole Miss (6-1) had a fairly balanced score sheet with 10 players making their way into the scoring book with Shandricka Sessom leading the way with her second double-double of the season.

**Jackson State 41 - 3-2**

#	Player	Total			3-Ptr			Rebounds			PF	TP	A	T	Blk	Stl	Min
		FG	FGA	FT	FTA	Off	Def	Tot									
04	Moore, Khadijah	f	0-4	0-0	0-0	0	3	3	2	0	1	1	0	2	12		
24	Adams, Kierra	c	1-7	0-0	1-2	1	1	2	3	3	0	2	1	2	13		
01	Williams, Sumner	g	1-8	0-0	1-4	2	3	5	2	3	0	2	1	2			
14	Perry, Kawaii	g	1-1	0-0	2-2	0	0	0	2	4	0	1	0	8			
21	Wiggins, Dhaendra	g	0-4	0-0	2-2	1	1	2	3	2	3	1	1	21			
03	Williams, Daiisha	g	4-6	1-2	1-2	0	1	1	2	10	1	2	1	13			
05	Gray, Oshaela	g	1-5	0-1	0-0	0	2	2	0	2	3	2	0	14			
11	Woodson, Radejah	g	1-2	0-0	0-0	0	0	0	1	2	0	4	0	21			
23	Hamer, Marneisha	g	0-2	0-0	0-0	0	1	1	0	0	0	1	0	10			
25	Evans, Edneshia	g	0-1	0-0	0-0	1	0	1	1	0	0	0	0	2			
30	Cowen, Jasmine	g	2-3	0-0	0-0	1	0	1	0	4	0	0	0	16			
32	Shelton, Keendra	g	3-10	0-0	1-2	2	2	4	2	7	0	2	1	24			
35	Causey, Chelsea	g	1-8	0-1	2-2	0	0	0	1	4	0	0	0	18			
Team			5-6			11-11			5-6			11-11			41		
Totals			15-65	1-6	10-16	13	20	33	19	41	8	20	5	10	200		

1st FG %: 6-19 31.6% 2nd: 4-17 23.5% 3rd: 4-16 25.0% 4th: 1-3 33.3% Game: 15-65 23.1% Deadball Rebounds 4  
3FG %: 0-2 0.0% FT %: 1-2 50.0%

**Ole Miss 89 - 6-1**

#	Player	Total			3-Ptr			Rebounds			PF	TP	A	T	Blk	Stl	Min
		FG	FGA	FT	FTA	Off	Def	Tot									
32	Rodgers, Kate	f	0-1	0-0	0-0	0	3	3	2	0	0	3	0	2	9		
50	Manuel, Taylor	f	2-5	0-0	0-2	2	3	5	0	4	1	1	0	11			
05	Sisk, Erika	g	4-6	0-0	4-8	4	1	5	3	12	6	3	0	20			
20	Muhammad, Madinah	g	2-8	1-4	0-0	1	0	1	3	5	0	3	0	20			
23	Sessom, Shandricka	g	8-17	2-8	1-2	1	9	10	2	18	2	1	1	24			
01	Glover, Bree	g	0-4	0-0	0-0	0	3	3	1	0	3	0	0	13			
10	Muhate, Cecilia	g	1-2	0-0	0-2	1	4	5	3	2	0	0	0	18			
11	Rhodes, Desiree	g	2-3	1-2	0-0	3	1	4	0	5	2	1	0	13			
24	Hart, Bretta	g	5-6	0-0	1-2	5	5	10	3	11	0	0	2	12			
25	Alston, Alissa	g	5-9	1-2	3-4	0	2	2	2	14	7	1	0	19			
42	Gibson, Shelby	g	4-4	0-0	4-4	1	2	3	3	12	1	2	0	15			
44	Lewis, Torri	g	2-4	2-3	0-0	0	3	3	0	6	1	0	0	20			
Team			35-69			7-19			12-22			19-39			58-20		
Totals			35-69	7-19	12-22	19	39	58	20	89	20	40	2	12	200		

1st FG %: 10-16 62.5% 2nd: 12-19 63.2% 3rd: 9-22 40.9% 4th: 4-12 33.3% Game: 35-69 50.7% Deadball Rebounds 5  
3FG %: 0-2 0.0% FT %: 8-9 88.9%

Officials: Michael McConnell, Kelly Johnson, Charlie Hult  
Technical fouls: Jackson State-None. Ole Miss-None.  
Attendance: 8088  
14th Annual Kids Game

Score by periods	1st	2nd	3rd	4th	Total
Jackson State	13	9	16	3	41
Ole Miss	28	26	12	12	89

Last FG - JCKSTW 4th-09:34, OM 4th-05:47.  
Largest lead - JCKSTW by 1 1st-08:02, OM by 48 4th-01:55.  
JCKSTW led for 01:05, OM led for 36:52. Game was tied for 01:58.

**UNLV 64, Ole Miss 57**  
Nov. 27, 2016 (Las Vegas, Nevada/Cox Pavilion)

The Ole Miss women's basketball team dropped a heartbreaker in the championship of the Lady Rebel Round-Up, 65-57, to host UNLV. The loss was the first of the season for the Rebels and moves them to 5-1 on the year, which is the best start to the Matt Insell era. Madinah Muhammad posted a new career-high with 24 points. Shandricka Sessom led the rebounding efforts with six rebounds.

**Ole Miss 57 - 5-1**

#	Player	Total			3-Ptr			Rebounds			PF	TP	A	T	Blk	Stl	Min
		FG	FGA	FT	FTA	Off	Def	Tot									
11	Joseph, Shequilia	f	0-5	0-4	0-0	0	2	2	1	0	1	2	0	1	21		
50	Manuel, Taylor	f	2-4	0-0	2-2	0	2	2	2	6	1	4	1	0	25		
05	Sisk, Erika	g	1-5	0-1	1-3	0	3	3	2	3	3	4	0	2			
20	Muhammad, Madinah	g	8-13	4-6	4-4	1	4	5	4	24	2	5	0	3			
23	Sessom, Shandricka	g	5-16	2-5	0-0	2	4	6	4	12	2	3	0	3			
24	Hart, Bretta	g	2-3	0-0	0-0	0	3	3	4	4	0	1	1	15			
25	Alston, Alissa	g	0-1	0-1	1-1	0	1	1	1	4	1	2	1	10			
32	Rodgers, Kate	g	0-1	0-1	0-0	0	0	0	0	0	0	0	0	4			
42	Gibson, Shelby	g	2-3	0-0	0-0	2	1	3	3	4	0	0	0	15			
44	Lewis, Torri	g	1-1	1-1	0-0	0	0	0	0	3	0	0	0	11			
Team			21-52			7-19			8-10			6-22			28-24		
Totals			21-52	7-19	8-10	6	22	28	24	57	13	21	6	7	200		

1st FG %: 5-10 50.0% 2nd: 7-12 58.3% 3rd: 9-15 60.0% 4th: 8-15 53.3% Game: 21-52 40.4% Dead

**Ole Miss 97, La.-Monroe 40**  
**Dec. 10, 2016 (Oxford, Miss./The Pavilion at Ole Miss)**

The Ole Miss women's basketball team moved to 6-0 at The Pavilion at Ole Miss with a 97-40 win over La.-Monroe on Saturday afternoon. Sophomore Madinah Muhammad led the Ole Miss offense with 21 points for her third game of 20+ points this season, while classmate Alissa Alston dished out a career-best nine assists for the most assists for a Rebel since Valencia McFarland had 10 in 2014.

**ULM 40 • 2-6**

#	Player	Total		3-Ptr		FT-FTA		Rebounds			PF	TP	A	TO	Blk	Stl	Min
		FG-FGA	FG-FGA	FG-FGA	FT-FTA	Off	Def	Total									
20	Oestreich, Logan	f	1-6	0-0	1-3	2	2	4	3	3	0	5	2	1	19		
25	Ratliff, Stephanie	f	3-4	0-0	0-0	2	1	3	2	6	0	0	0	1	15		
01	Collins, Alexis	g	2-9	0-2	0-0	2	2	4	2	4	6	9	0	0	26		
14	Jackson, Andreanna	g	0-6	0-1	2-2	1	1	2	3	2	0	1	0	0	8		
23	Moody, Carissa	g	2-5	0-1	0-0	0	4	4	1	4	0	1	0	1	28		
10	Marker, Lauren	g	0-2	0-0	0-0	0	0	0	0	0	0	1	0	1	14		
11	Lunsford, Destini	g	0-3	0-1	1-4	1	2	3	0	1	0	7	0	2	19		
24	Briggs, Tanisha	g	0-0	0-0	0-0	0	0	0	1	0	0	0	0	0	2		
34	Cortez, Gabriella	g	5-9	4-6	2-3	0	3	3	2	16	2	0	0	1	26		
35	Archer, London	g	0-1	0-0	2-4	2	0	2	3	2	1	4	0	0	25		
41	Anderson, Dani	g	1-1	0-0	0-0	0	2	2	2	2	0	2	0	0	18		
	Team					2	6	8			1						
	Totals		14-46	4-11	8-16	12	23	35	19	40	9	31	2	7	200		

**Ole Miss 97 • 7-2**

#	Player	Total		3-Ptr		FT-FTA		Rebounds			PF	TP	A	TO	Blk	Stl	Min
		FG-FGA	FG-FGA	FG-FGA	FT-FTA	Off	Def	Total									
11	Joseph, Shequilia	f	1-4	0-1	0-0	1	4	5	0	2	0	0	2	2	13		
42	Gibson, Shelby	f	3-4	1-1	1-1	3	1	4	1	8	0	0	0	1	18		
05	Sisk, Erika	g	4-10	1-3	4-4	1	2	3	2	13	3	2	0	4	18		
20	Muhammad, Madinah	g	5-12	4-9	7-9	0	1	1	0	21	4	1	0	2	33		
23	Sesson, Shandricka	g	6-11	4-6	0-0	0	2	2	3	16	6	1	0	2	29		
01	Glover, Bree	g	2-7	0-2	2-2	3	1	4	2	6	2	2	1	3	15		
10	Muhate, Cecilia	g	1-5	0-0	3-6	4	3	7	1	5	1	1	0	0	19		
24	Hart, Bretta	g	5-7	0-0	0-0	1	5	6	1	10	0	0	1	2	19		
25	Alston, Alissa	g	2-6	0-2	0-0	1	0	1	2	4	9	2	0	4	23		
32	Rodgers, Kate	g	2-5	0-0	2-2	3	3	6	1	6	0	1	0	0	11		
44	Lewis, Torri	g	2-2	2-2	0-0	0	1	1	0	6	0	0	0	0	2		
	Team					3	2	5									
	Totals		33-73	12-26	19-24	20	25	45	13	97	25	10	4	20	200		

Officials: Susan Blauch, Gina Cross, Bruce Morris  
 Technical fouls: ULM-None. Ole Miss-None.  
 Attendance: 1001

Score by periods	1st	2nd	3rd	4th	Total
ULM	5	6	24	5	40
Ole Miss	31	18	29	19	97

Points In Off 2nd Fast  
 ULM 16 3 7 0 21  
 OM 42 29 18 22 37

Score tied - 0 times.  
 Lead changed - 0 times.

**Ole Miss 77, VCU 57**  
**Dec. 17, 2016 (Oxford, Miss./The Pavilion at Ole Miss)**

The Ole Miss women's basketball team ran its record at The Pavilion at Ole Miss to a perfect 8-0 and extended its win streak to three straight with a 77-57 win over VCU on Saturday afternoon. In just her second game in an Ole Miss uniform, Chrishae Rowe led Ole Miss (9-2) with 14 points off the bench, while Shandricka Sesson added 12 points. Oxford native Erika Sisk dished out 10 assists and tallied eight points.

**VCU 57 • 5-6**

#	Player	Total		3-Ptr		FT-FTA		Rebounds			PF	TP	A	TO	Blk	Stl	Min
		FG-FGA	FG-FGA	FG-FGA	FT-FTA	Off	Def	Total									
23	Skinner, Sandra	f	0-3	0-0	0-0	1	3	4	1	0	0	2	2	0	13		
32	Gibson, Bria	f	2-5	0-1	3-6	1	2	3	1	7	0	2	0	1	24		
01	Goodhope, Galaisha	g	3-4	1-1	1-6	0	0	0	1	8	6	3	0	0	24		
24	Rowser, Mooriah	g	6-11	0-1	0-0	0	1	1	0	12	1	1	0	2	21		
34	Robinson, Keira	g	2-7	1-2	1-2	0	3	3	1	6	3	0	0	1	16		
00	Pegram, Ashley	g	0-3	0-0	2-2	0	0	0	1	2	2	1	0	1	16		
03	Williams, Nyra	g	0-0	0-0	0-0	0	1	1	0	1	0	1	0	0	3		
20	Maddox, Jailyn	g	2-3	0-1	0-0	0	0	0	0	4	1	0	0	0	5		
21	Mitchell, Ashlee	g	0-0	0-0	1-2	1	1	2	1	1	1	1	0	1	13		
22	Strong, Katherine	g	2-7	0-1	1-2	2	0	2	4	5	0	0	0	0	13		
25	Breloue, Curteona	g	2-6	0-0	2-4	2	10	12	2	6	0	2	0	0	22		
30	Hammond, Danielle	g	0-0	0-0	0-0	0	0	0	1	0	0	0	1	0	7		
45	Thorpe, Isis	g	2-4	1-2	1-2	1	0	1	2	6	0	4	1	1	14		
	Team					2	4	6									
	Totals		21-53	3-9	12-26	10	25	35	16	57	15	17	4	7	200		

**Ole Miss 77 • 9-2**

#	Player	Total		3-Ptr		FT-FTA		Rebounds			PF	TP	A	TO	Blk	Stl	Min
		FG-FGA	FG-FGA	FG-FGA	FT-FTA	Off	Def	Total									
11	Joseph, Shequilia	f	3-4	1-2	0-0	0	3	3	7	2	1	0	0	0	17		
50	Manuel, Taylor	f	4-10	0-4	1-2	0	6	6	3	9	4	1	1	0	27		
05	Sisk, Erika	g	3-6	1-2	1-2	1	1	2	0	8	10	5	0	1	25		
23	Sesson, Shandricka	g	5-10	2-3	0-0	1	2	3	4	12	0	2	0	1	19		
44	Lewis, Torri	g	3-5	2-3	0-0	0	3	3	0	8	2	1	0	1	26		
01	Glover, Bree	g	1-1	1-1	0-0	0	0	0	0	3	0	0	0	0	5		
10	Muhate, Cecilia	g	1-1	0-0	0-0	0	2	2	1	2	0	0	1	0	8		
21	Rowe, Chrishae	g	5-13	0-2	4-6	0	2	2	3	14	0	2	0	0	22		
24	Hart, Bretta	g	0-1	0-0	0-0	0	5	5	2	0	0	0	0	0	10		
25	Alston, Alissa	g	3-6	2-4	1-2	0	0	2	9	3	1	0	1	23			
32	Rodgers, Kate	g	0-1	0-0	0-0	0	1	1	0	0	0	0	0	0	8		
42	Gibson, Shelby	g	1-2	1-1	2-2	0	1	1	4	5	0	1	0	0	10		
	Team					6	2	8									
	Totals		29-60	10-18	9-14	8	28	36	22	77	21	14	1	5	200		

Officials: Mark Zentz, Frank Steratore, Mewood Overstreet  
 Technical fouls: VCU-None. Ole Miss-None.  
 Attendance: 956

Score by periods	1st	2nd	3rd	4th	Total
VCU	13	17	12	15	57
Ole Miss	19	20	20	18	77

Points In Off 2nd Fast  
 VCU 30 13 9 4 6 33  
 OM 48 18 13 11 8 29

Score tied - 0 times.  
 Lead changed - 0 times.

**Ole Miss 83, No. 25 Oregon 67**  
**Dec. 14, 2016 (Oxford, Miss./The Pavilion at Ole Miss)**

The Ole Miss women's basketball team (8-2) took advantage of a huge opportunity at home and came up with a resounding 83-67 win over No. 25 Oregon on Wednesday night at The Pavilion at Ole Miss. The win keeps Ole Miss perfect at home and is Ole Miss' fourth win over a ranked opponent in the last three years and the first over a non-SEC foe since 2006-07.

**Oregon 67 • 8-2**

#	Player	Total		3-Ptr		FT-FTA		Rebounds			PF	TP	A	TO	Blk	Stl	Min
		FG-FGA	FG-FGA	FG-FGA	FT-FTA	Off	Def	Total									
15	Vandenbergh, Jacinta	f	1-1	0-0	0-0	0	2	2	2	2	1	0	0	0	10		
24	Hebard, Ruthy	f	10-13	0-0	2-2	3	5	8	1	22	2	3	1	0	28		
05	Cazorla, Maite	g	2-4	1-1	2-2	0	3	3	1	6	4	0	0	1	26		
10	Bando, Lexi	g	1-4	1-2	0-0	0	3	3	1	3	2	0	0	0	22		
20	Ionescu, Sabrina	g	1-2	0-0	0-0	1	1	2	2	2	2	2	0	1	7		
02	Yaeger, Morgan	g	0-2	0-0	0-0	0	0	0	2	0	1	1	0	0	15		
03	Hall, Justine	g	4-9	2-4	0-0	1	1	2	1	10	1	0	0	0	19		
11	Woods, Jayde	g	1-3	0-1	0-0	2	0	2	1	2	1	0	0	0	7		
12	Trinder, Megan	g	1-5	1-3	0-0	0	0	0	0	3	3	3	0	0	18		
13	Moore, Mar'Shay	g	0-0	0-0	0-0	0	0	0	0	1	0	0	0	0	4		
22	Yearwood, Lauren	g	2-4	0-0	0-0	1	3	4	0	4	0	1	0	1	11		
32	Gildon, Oti	g	1-1	0-0	0-0	0	1	1	1	2	0	1	0	0	5		
44	McGwire, Mallory	g	5-13	0-0	1-2	5	7	12	4	11	2	1	1	0	20		
52	Campisano, Sierra	g	2-3	0-2	0-0	0	0	0	2	3	0	0	1	0	8		
	Team					2	2	2									
	Totals		29-64	5-13	4-8	15	26	41	19	67	23	17	3	3	200		

**Ole Miss 83**

2016-17 BOXSCORES

**Ole Miss 67, Mississippi Valley State 30**  
**Dec. 28, 2016 (Oxford, Miss./The Pavilion at Ole Miss)**

**Ole Miss vs. Arkansas**  
**Jan. 1, 2017 (Oxford, Miss./The Pavilion at Ole Miss)**

The Ole Miss women's basketball team closed out the non-conference slate with a 67-30 win over Mississippi Valley State on Wednesday. Shelby Gibson led the Rebel offense with 16 points off the bench, while Ole Miss picked up its 10th straight win at The Pavilion and fifth consecutive win. Taylor Manuel led the way with eight rebounds – a new season-high.

**Mississippi Valley State 30 • 3-8**

#	Player	Total			3-Ptr			Rebounds			PF	TP	A	TO	Blk	Stl	Min
		FG-FGA	FG-FGA	FT-FTA	FG-FGA	FG-FGA	FT-FTA	Off	Def	Tot							
13	Halley, Kenya	f	0-2	0-1	4-4	1	3	4	3	4	0	9	0	0	22		
20	Beals, Ashely	f	0-5	0-0	3-4	2	4	6	1	3	0	4	0	0	27		
34	Smith, Nyla	f	0-3	0-1	0-0	0	2	2	0	0	0	1	1	0	18		
10	Elliot, Lauren	g	2-7	0-0	3-5	1	5	6	2	7	2	5	0	2	26		
25	Reed, Christina	g	3-17	1-5	1-2	1	2	3	2	8	0	4	3	2	31		
01	Ebron, Lynshawn		0-1	0-1	2-2	0	1	1	2	2	0	8	0	2	22		
04	Parker, Kristy		1-4	0-1	2-4	2	1	3	3	4	0	0	0	1	11		
05	Tarrant, Alexandria		0-2	0-0	0-0	0	1	1	0	0	0	2	0	0	10		
11	Green, Stormy		0-0	0-0	0-0	0	0	0	0	0	0	0	0	0	1		
12	Arnold, Kenya		0-1	0-0	0-0	1	0	1	1	0	0	3	0	0	8		
21	Bolden, Kassadey		0-1	0-0	0-0	2	0	2	1	0	0	0	0	0	3		
23	Hempflil, Destiny		0-0	0-0	0-0	0	0	0	0	0	0	1	0	0	0		
30	Sheard, Ricketsha		0-1	0-0	0-0	0	3	3	0	1	2	0	0	0	10		
54	Holmon, Jazmine		1-2	0-0	0-0	1	2	3	2	2	0	0	1	0	11		
	Team					5	3	8			1						
	Totals		7-46	1-9	15-21	16	27	43	18	30	3	40	5	7	200		

1st - FG %: 4-20 20.0% 2nd: 3-8 37.5% 3rd: 0-11 0.0% 4th: 0-7 0.0% Game: 7-46 15.2% Deadball Rebounds 3,2  
 3FG %: 1-3 33.3% 0-3 0.0% 0-3 0.0% 1-9 11.1%  
 FT %: 1-2 50.0% 0-7 0.0% 4-6 66.7% 4-6 66.7%

**Ole Miss 67 • 11-2**

#	Player	Total			3-Ptr			Rebounds			PF	TP	A	TO	Blk	Stl	Min
		FG-FGA	FG-FGA	FT-FTA	FG-FGA	FG-FGA	FT-FTA	Off	Def	Tot							
11	Joseph, Shequila	f	0-4	0-3	0-0	1	5	6	3	0	1	0	1	2	16		
50	Manuel, Taylor	f	2-4	0-0	0-0	2	6	8	3	4	1	5	5	1	17		
05	Sisk, Erika	g	3-7	1-1	0-2	0	1	1	0	7	5	3	0	6	22		
20	Muhammad, Madinah	g	4-12	2-6	0-0	2	2	4	2	10	3	3	0	3	23		
23	Sessom, Shandricka	g	5-13	1-5	0-0	1	4	5	2	11	0	1	0	1	21		
01	Glover, Bree		0-0	0-0	0-0	0	0	0	0	0	0	0	0	0	2		
10	Muhate, Cecilia		1-4	0-0	0-0	3	1	4	1	2	0	0	1	0	10		
21	Rowe, Chrisshae		1-10	0-3	0-0	3	3	6	2	2	3	2	1	3	19		
24	Hart, Bretta		2-3	0-0	3-4	0	2	2	0	7	1	0	0	0	12		
25	Alston, Alissa		3-5	0-0	2-2	1	0	1	1	8	1	2	0	5	18		
32	Rodgers, Kate		0-0	0-0	0-0	0	0	0	0	0	0	0	1	0	6		
42	Gibson, Shelby		6-8	0-0	4-9	5	2	7	4	16	0	0	0	3	19		
44	Lewis, Torri		0-4	0-4	0-0	0	0	0	1	0	1	1	0	0	15		
	Team					3	0	3									
	Totals		27-74	4-22	9-17	21	26	47	19	67	16	17	9	24	200		

1st - FG %: 6-15 40.0% 2nd: 8-19 42.1% 3rd: 8-17 47.1% 4th: 5-23 21.7% Game: 27-74 36.5% Deadball Rebounds 5  
 3FG %: 2-5 40.0% 1-6 16.7% 1-6 16.7% 4-22 18.2%  
 FT %: 8-10 80.0% 0-2 0.0% 0-2 0.0% 1-3 33.3% 9-17 52.9%

Officials: Michael Price, Pualani Spurlock, Jules Gallien  
 Technical fouls: Mississippi Valley-None, Ole Miss-None.  
 Attendance: 1151

Score by periods	1st	2nd	3rd	4th	Total
Mississippi Valley	10	12	4	4	30
Ole Miss	22	17	16	12	67

Points	In	Off	2nd	Fast
Paint	Paint	T/O	Chance	Break
MVSW	10	5	7	2
OM	40	31	19	10

Last FG - MVSW 2nd-01:14, OM 4th-01:52.  
 Largest lead - MVSW None, OM by 37 4th-01:52.  
 MVSW led for 00:00, OM led for 39:42. Game was tied for 00:17.

Score tied - 0 times.  
 Lead changed - 0 times.

**Ole Miss at Alabama**  
**Jan. 5, 2017 (Tuscaloosa, Ala./Coleman Coliseum)**

**Ole Miss at Auburn**  
**Jan. 8, 2017 (Auburn, Ala./Auburn Arena)**



## THE PAVILION AT OLE MISS



The centerpiece of the Forward Together campaign is the brand new, state-of-the-art \$96.5-million Pavilion at Ole Miss. On July 31, 2014, ground was broken on the 225,000-square foot arena that officially opened its doors on January 7, 2016 with the Rebel men's basketball team's victory over Alabama.

Designed by AECOM and built by BL Harbert, The Pavilion boasts a capacity of 9,500 fans and includes a number of first-class amenities, including courtside and baseline seating for students, three premium club areas for fans and more than 1,700 premium seats all within an intimate seating bowl. The men's and women's locker rooms measure almost 1,500 square feet, while the facility also houses two visiting team locker rooms, officials' locker rooms, a volleyball locker room and green room space.

Ole Miss worked with Daktronics to design, manufacture and install the largest center-hung video display board in college sports with nearly 2,400 square feet of LED. The center-hung configuration consists of 13 video displays for a total of more than 3.6 million LEDs. It includes four main video displays, two undermount video displays, four corner displays and three 360-degree rings.

The main entrance and north lobby of The Pavilion features the C Spire Speedzone, an interactive lounge through partnership with C Spire that also includes Steak 'n Shake, Raising Cane's, Rebel Locker Room by Lids and a ticket office. The C Spire Speedzone offers a lightning fast, 1 gigabit-per-second, fiber optic-enabled Wi-Fi network as well as social media digital displays, power port enabled charging stations and a kiosk to purchase mobile devices and accessories.


The Pavilion also includes a five-story parking garage with 800 spaces that services the entire campus community.

The placement of The Pavilion allows Ole Miss to further enhance its athletics complex — better connecting athletics to the heart of the best campus in higher education. This centralized location creates an impressive "front door" for Rebel Athletics and a destination point not only on a gameday but every day of the week.

The Pavilion at Ole Miss is the crown jewel of the Forward Together Campaign, which surpassed its original goal of \$150 million in just more than four years and continues toward its new goal of \$200 million. Other components of the campaign include a north end zone expansion and suite renovations at Vaught-Hemingway Stadium, renovation of the Gilom Center, FedEx Academic Support Center and Starnes Athletic Training Center, as well as other future projects.

## FACILITY HIGHLIGHTS

- Opened January 7, 2016
- More than 225,000 total square feet
- Seats approximately 9,500 fans and includes 1,700 premium seats
- Houses men's and women's locker rooms measuring almost 1,500 square feet
- Features largest center-hung video display board in college sports with nearly 2,400 square feet of LED
- Concourse highlighted by the C Spire Speedzone, which includes Steak 'n Shake, Raising Cane's, Rebel Locker Room by Lids and a ticket office
- Includes five-story parking garage with more than 800 spaces





RADIO/TELEVISION ROSTER



**1** BREE GLOVER  
Fr. • G • 5-10



**5** ERIKA SISK  
Sr. • G • 5-9



**10** CECILIA MUHATE  
So. • F/C • 6-2



**11** SHEQUILA JOSEPH  
Sr. • F/G • 6-3



**20** MADINAH MUHAMMAD  
So. • G • 5-8



**21** CHRISHAE ROWE  
Jr. • G • 5-10



**23** SHANDRICKA SESSOM  
Jr. • G • 5-10



**24** BRETTA HART  
Sr. • F • 6-1



**25** ALISSA ALSTON  
So. • G • 5-8



**32** KATE RODGERS  
Fr. • F • 6-2



**42** SHELBY GIBSON  
Fr. • F/C • 6-3



**44** TORRI LEWIS  
So. • G • 5-11



**50** TAYLOR MANUEL  
Sr. • F/C • 6-4



**HC** MATT INSELL  
4th year (MTSU, '07)